

### DRY CARGO SHORT SEA FREIGHT MARKET REPORT / WEEK 20

#### AZOV SEA

Freight rates in USD pmt FIOST for 3000/5000 mts of wheat, sf 47' from Azov port							
Destinations	BSS L/D RATES	16 week	17 week	18 week	19 week	20 week	TREND
Georgia	1000 mts / sshex	20	19	17	14	13	Down
TBS	1000 mts / sshex	20	19	17	14	13	Down
Marmara	1000 mts / sshex	22	21	19	16	15	Down
Izmir	1000 mts / sshex	25	24	22	19	18	Down
EC Greece	1000 mts / sshex	27	26	24	21	20	Down
WC Greece	1000 mts / sshex	29	28	26	23	22	Down
Mersin	1000 mts / sshex	36	35	33	30	29	Down
Famagusta	1000 mts / sshex	36	35	33	30	29	Down
Lebanon	1000 mts / sshex	38	37	35	32	30	Down
Israel	1000 mts / sshex	38	37	35	32	30	Down
Egypt	1000 mts / fhex	39	38	36	33	31	Down
Durres	1000 mts / sshex	36	35	33	30	28	Down
EC Italy	1000 mts / sshex	40	39	37	34	32	Down
WC Italy	1000 mts / sshex	42	41	39	36	34	Down
Sardegna	1000 mts / sshex	43	42	40	37	35	Down




Notes: Rostov AB - 1 \$ more; BB - same price; Yeisk/Taganrog - 1 \$ less; Temruk - 3 \$ less



### DRY CARGO SHORT SEA FREIGHT MARKET REPORT / WEEK 20

#### CASPIAN SEA

Freight rates in USD pmt FIOST for 3000/5000 mts of corn, 49' to N.I.P.							
From	BSS L/D RATES	16 week	17 week	18 week	19 week	20 week	TREND
Aktau	1000 mts / sshex	24	23	23	20-21	19	Down
Makhachkala	1000 mts / sshex	29	28	28	24	22	Down
Astrakhan	1000 mts / sshex	32	31-32	31	27-28	24-25	Down

For more information please visit our website [www.slship.ru](http://www.slship.ru)


 @sealinesltd
 
 sealines.ltd

This report is performed to the best of our knowledge based on the market conditions prevailing at the time mentioned. The report relates solely to the date/place referred to and we emphasize that it is a statement of information collected from various market sources. All particulars above are from information given to us and such information as we have been able to obtain from relevant references in our possession but we can accept no responsibility and we bear no liability for any loss or damage incurred to any persons acting upon this report.

## DRY CARGO SHORT SEA FREIGHT MARKET REPORT / WEEK 20 BALTIC SEA

Freight rates in EUR pmt FIOST for 3000/5000 mts of dwt/bulk cgo, from Ust-Luga port							
Destinations	BSS L/D RATES	16 week	17 week	18 week	19 week	20 week	TREND
Klaipeda	1000 mts / sshex	12	12	10	10	9	Down
Liepaja	1000 mts / sshex	11-12	11	9	9	9	Down
Riga/Stockh	1000 mts / sshex	10	10	9	9	8	Down
Tallin/Helsin	1000 mts / sshex	9	9	8	8	7	Down
Rostok	1000 mts / sshex	18	17	16	16	14	Down
Lubeck	1000 mts / sshex	19	18	16	16	14	Down
Flensburg	1000 mts / sshex	20	19	17	17	15	Down
Hamburg	1000 mts / sshex	21	20	18	18	17	Down
Bremerha	1000 mts / sshex	24	23	20	20	18	Down
ARAG	1000 mts / sshex	27	26	23	23	21	Down
Edinburgh	1000 mts / sshex	30	29	25	25	23	Down
Dublin	1000 mts / sshex	30	29	27	27	25	Down

For more information please visit our website [www.slship.ru](http://www.slship.ru)



## DRY CARGO BALTIC SEA FREIGHT MARKET REPORT / WEEK 20

### DEEP SEA FREIGHT MARKET REPORT

Freight rates in USD pmt FIOST for 30000/35000 mts of dwt/bulk cgo, from Ust-Luga port							
Destinations	BSS L/D RATES	16 week	17 week	18 week	19 week	20 week	TREND
<b>CONTINENT</b>	6000 mts / sshex	18	17,50	16	14	13	STABLE
<b>ARAG</b>	6000 mts / sshex	19	18	17,50	14	13	DOWN
<b>WMED range</b>	6000 mts / sshex	20	18	16,50	16	15	DOWN
<b>EMED range</b>	6000 mts / sshex	21	20	19	17	16	DOWN
<b>BLACK SEA</b>	6000 mts / sshex	30	29	25,50	24	20	DOWN
<b>PG</b>	6000 mts / sshex	31	29	28,50	28	25	DOWN



 @sealinesltd
  sealines.ltd

For more information please visit our website [www.slship.ru](http://www.slship.ru)

This report is performed to the best of our knowledge based on the market conditions prevailing at the time mentioned. The report relates solely to the date/place referred to and we emphasize that it is a statement of information collected from various market sources. All particulars above are from information given to us and such information as we have been able to obtain from relevant references in our possession but we can accept no responsibility and we bear no liability for any loss or damage incurred to any persons acting upon this report.

## DRY CARGO BLACK SEA FREIGHT MARKET REPORT / WEEK 20

### DEEP SEA FREIGHT MARKET REPORT

Freight rates in USD pmt FIOST for 30000/35000 mts of dwt/bulk cgo, from Novorossiysk port							
Destinations	BSS L/D RATES	16 week	17 week	18 week	19 week	20 week	TREND
<b>TBS</b>	6000 mts / sshex	11	10	10	9	8	DOWN
<b>N.AFRICA</b>	6000 mts / sshex	18	17	16	14	13	DOWN
<b>WMED range</b>	6000 mts / sshex	15,50	15,50	15	13	12	DOWN
<b>EMED range</b>	6000 mts / sshex	15	16	15	14	12	DOWN
<b>CONTINENT</b>	6000 mts / sshex	20	21	16	14,50	14	DOWN
<b>PG</b>	6000 mts / sshex	32	29	28	27	25	DOWN



 @sealinesltd
  sealines.ltd

For more information please visit our website [www.slship.ru](http://www.slship.ru)

This report is performed to the best of our knowledge based on the market conditions prevailing at the time mentioned. The report relates solely to the date/place referred to and we emphasize that it is a statement of information collected from various market sources. All particulars above are from information given to us and such information as we have been able to obtain from relevant references in our possession but we can accept no responsibility and we bear no liability for any loss or damage incurred to any persons acting upon this report.