

DRY CARGO SHORT SEA FREIGHT MARKET REPORT / WEEK 29

AZOV SEA

Freight rates in USD pmt FIOST for 3000/5000 mts of wheat, sf 47' from Azov port							
Destinations	BSS L/D RATES	25 week	26 week	27 week	28 week	29 week	TREND
Georgia	1000 mts / sshex	10	14	14	16	17	Up
TBS	1000 mts / sshex	10	14	14	16	17	Up
Marmara	1000 mts / sshex	12	16	16	18	19	Up
Izmir	1000 mts / sshex	15	19	19	21	22	Up
EC Greece	1000 mts / sshex	17	20	20	22	23	Up
WC Greece	1000 mts / sshex	19	22	22	24	25	Up
Mersin	1000 mts / sshex	26	28	28	30	30	Stable
Famagusta	1000 mts / sshex	26	29	29	31	31	Stable
Lebanon	1000 mts / sshex	27	30	30	31	32	Up
Israel	1000 mts / sshex	27	30	30	31	32	Up
Egypt	1000 mts / fhex	27	30	30	31	32	Up
Durres	1000 mts / sshex	25	27	27	28	29	Up
EC Italy	1000 mts / sshex	29	30	30	31	31	Stable
WC Italy	1000 mts / sshex	31	32	32	33	33	Stable
Sardegna	1000 mts / sshex	32	33	33	34	34	Stable






Notes: Rostov AB - 1 \$ more; BB - same price; Yeisk/Taganrog - 1 \$ less; Temruk - 3 \$ less

DRY CARGO SHORT SEA FREIGHT MARKET REPORT / WEEK 29

CASPIAN SEA

Freight rates in USD pmt FIOST for 3000/5000 mts of corn, 49' to N.I.P.							
From	BSS L/D RATES	25 week	26 week	27 week	28 week	29 week	TREND
Aktau	1000 mts / sshex	16	16	16	16	15	Down
Makhachkala	1000 mts / sshex	17	17	17	17	16	Down
Astrakhan	1000 mts / sshex	20-21	20	20	19-20	19	Down

For more information please visit our website www.slship.ru






 @sealinesltd
 
 sealines.ltd

This report is performed to the best of our knowledge based on the market conditions prevailing at the time mentioned. The report relates solely to the date/place referred to and we emphasize that it is a statement of information collected from various market sources. All particulars above are from information given to us and such information as we have been able to obtain from relevant references in our possession but we can accept no responsibility and we bear no liability for any loss or damage incurred to any persons acting upon this report.

DRY CARGO SHORT SEA FREIGHT MARKET REPORT / WEEK 29 BALTIC SEA

Freight rates in EUR pmt FIOST for 3000/5000 mts of dwt/bulk cgo, from Ust-Luga port							
Destinations	BSS L/D RATES	25 week	26 week	27 week	28 week	29 week	TREND
Klaipeda	1000 mts / sshex	7	6	6	7	7	Stable
Liepaja	1000 mts / sshex	7,50	7	7	7	7	Stable
Riga/Stockh	1000 mts / sshex	8	7,50	7,50	6,75	6,75	Stable
Tallin/Helsin	1000 mts / sshex	8	8	8	6,50	6,50	Stable
Rostok	1000 mts / sshex	13	13	9	9,50	9,50	Stable
Lubeck	1000 mts / sshex	13,50	13,50	9	10	10	Stable
Flensburg	1000 mts / sshex	14	10	9,50	11	11	Stable
Hamburg	1000 mts / sshex	17	15	12	12,50	12,50	Stable
Bremerha	1000 mts / sshex	16	16,25	14	14	14	Stable
ARAG	1000 mts / sshex	17	17	15	15,50	15,50	Stable
Edinburgh	1000 mts / sshex	20	21	19	22	22	Stable
Dublin	1000 mts / sshex	22	25	23	25	25	Stable

For more information please visit our website www.slship.ru



This report is performed to the best of our knowledge based on the market conditions prevailing at the time mentioned. The report relates solely to the date/place referred to and we emphasize that it is a statement of information collected from various market sources. All particulars above are from information given to us and such information as we have been able to obtain from relevant references in our possession but we can accept no responsibility and we bear no liability for any loss or damage incurred to any persons acting upon this report.

DRY CARGO BALTIC SEA FREIGHT MARKET REPORT / WEEK 29

DEEP SEA FREIGHT MARKET REPORT

Freight rates in USD pmt FIOST for 30000/35000 mts of dwt/bulk cgo, from Ust-Luga port							
Destinations	BSS L/D RATES	25 week	26 week	27 week	28 week	29 week	TREND
CONTINENT	6000 mts / sshex	6	10	10	11,50	11,50	UP
ARAG	6000 mts / sshex	7	11	11	12,25	13	UP
WMED range	6000 mts / sshex	11	13	13	15	16	UP
EMED range	6000 mts / sshex	13	15	15,50	17	17	UP
BLACK SEA	6000 mts / sshex	15,25	16	16	18,25	18,25	UP
PG	6000 mts / sshex	26	26	26	26	27	UP



 @sealinesltd
  sealines.ltd

For more information please visit our website <https://sealines.su/>

This report is performed to the best of our knowledge based on the market conditions prevailing at the time mentioned. The report relates solely to the date/place referred to and we emphasize that it is a statement of information collected from various market sources. All particulars above are from information given to us and such information as we have been able to obtain from relevant references in our possession but we can accept no responsibility and we bear no liability for any loss or damage incurred to any persons acting upon this report.

DRY CARGO BLACK SEA FREIGHT MARKET REPORT / WEEK 29

DEEP SEA FREIGHT MARKET REPORT

Freight rates in USD pmt FIOST for 30000/35000 mts of dwt/bulk cgo, from Novorossiysk port							
Destinations	BSS L/D RATES	25 week	26 week	27 week	28 week	29 week	TREND
TBS	6000 mts / sshex	4	6	5,75	7	7	STABLE
N.AFRICA	6000 mts / sshex	10,50	10.50	10,50	11,25	12	STABLE
WMED range	6000 mts / sshex	8,25	8,25	8	10	11,50	UP
EMED range	6000 mts / sshex	10	10	10	11,50	12	UP
CONTINENT	6000 mts / sshex	14	14	14	15	15	STABLE
PG	6000 mts / sshex	22	19	21	22,75	23	UP



 @sealinesltd
  sealines.ltd

For more information please visit our website <https://sealines.su/>

This report is performed to the best of our knowledge based on the market conditions prevailing at the time mentioned. The report relates solely to the date/place referred to and we emphasize that it is a statement of information collected from various market sources. All particulars above are from information given to us and such information as we have been able to obtain from relevant references in our possession but we can accept no responsibility and we bear no liability for any loss or damage incurred to any persons acting upon this report.