

DRY CARGO SHORT SEA FREIGHT MARKET REPORT / WEEK 30
AZOV SEA



Freight rates in USD pmt FIOST for 3000/5000 mts of wheat, sf 47' from Azov port							
Destinations	BSS L/D RATES	26 week	27 week	28 week	29 week	30 week	TREND
Georgia	1000 mts / sshex	14	14	16	17	16	Down
TBS	1000 mts / sshex	14	14	16	17	16	Down
Marmara	1000 mts / sshex	16	16	18	19	18	Down
Izmir	1000 mts / sshex	19	19	21	22	21	Down
EC Greece	1000 mts / sshex	20	20	22	23	22	Down
WC Greece	1000 mts / sshex	22	22	24	25	24	Down
Mersin	1000 mts / sshex	28	28	30	30	30	Stable
Famagusta	1000 mts / sshex	29	29	31	31	30	Down
Lebanon	1000 mts / sshex	30	30	31	32	31	Down
Israel	1000 mts / sshex	30	30	31	32	31	Down
Egypt	1000 mts / fhex	30	30	31	32	31	Down
Durres	1000 mts / sshex	27	27	28	29	29	Stable
EC Italy	1000 mts / sshex	30	30	31	31	33	Up
WC Italy	1000 mts / sshex	32	32	33	33	34	Up
Sardegna	1000 mts / sshex	33	33	34	34	35	Up



Notes: Rostov AB - 1 \$ more; BB - same price; Yeisk/Taganrog - 1 \$ less; Temruk - 3 \$ less

DRY CARGO SHORT SEA FREIGHT MARKET REPORT / WEEK 30
CASPIAN SEA

Freight rates in USD pmt FIOST for 3000/5000 mts of corn, 49' to N.I.P.							
From	BSS L/D RATES	26 week	27 week	28 week	29 week	30 week	TREND
Aktau	1000 mts / sshex	16	16	16	15	15	Down
Makhachkala	1000 mts / sshex	17	17	17	16	16	Down
Astrakhan	1000 mts / sshex	20	20	19-20	19	18-19	Down

For more information please visit our website www.slship.ru



 @sealinesltd  sealines.ltd

This report is performed to the best of our knowledge based on the market conditions prevailing at the time mentioned. The report relates solely to the date/place referred to and we emphasize that it is a statement of information collected from various market sources. All particulars above are from information given to us and such information as we have been able to obtain from relevant references in our possession but we can accept no responsibility and we bear no liability for any loss or damage incurred to any persons acting upon this report.

DRY CARGO SHORT SEA FREIGHT MARKET REPORT / WEEK 30 BALTIC SEA

Freight rates in EUR pmt FIOST for 3000/5000 mts of dwt/bulk cgo, from Ust-Luga port							
Destinations	BSS L/D RATES	26 week	27 week	28 week	29 week	30 week	TREND
Klaipeda	1000 mts / sshex	6	6	7	7	6,75	Down
Liepaja	1000 mts / sshex	7	7	7	7	7	Stable
Riga/Stockh	1000 mts / sshex	7,50	7,50	6,75	6,75	6,50	Down
Tallin/Helsin	1000 mts / sshex	8	8	6,50	6,50	6,50	Stable
Rostok	1000 mts / sshex	13	9	9,50	9,50	10	Up
Lubeck	1000 mts / sshex	13,50	9	10	10	10,50	Up
Flensburg	1000 mts / sshex	10	9,50	11	11	11,25	Up
Hamburg	1000 mts / sshex	15	12	12,50	12,50	13,25	Up
Bremerha	1000 mts / sshex	16,25	14	14	14	14,25	Up
ARAG	1000 mts / sshex	17	15	15,50	15,50	15,25	Down
Edinburgh	1000 mts / sshex	21	19	22	22	23	Up
Dublin	1000 mts / sshex	25	23	25	25	26	Up

For more information please visit our website www.slship.ru



This report is performed to the best of our knowledge based on the market conditions prevailing at the time mentioned. The report relates solely to the date/place referred to and we emphasize that it is a statement of information collected from various market sources. All particulars above are from information given to us and such information as we have been able to obtain from relevant references in our possession but we can accept no responsibility and we bear no liability for any loss or damage incurred to any persons acting upon this report.

DRY CARGO BLACK SEA FREIGHT MARKET REPORT / WEEK 30

DEEP SEA FREIGHT MARKET REPORT

Freight rates in USD pmt FIOST for 30000/35000 mts of dwt/bulk cgo, from Novorossiysk port							
Destinations	BSS L/D RATES	26 week	27 week	28 week	29 week	30 week	TREND
TBS	6000 mts / sshex	6	5,75	7	7	10	UP
N.AFRICA	6000 mts / sshex	10,50	10.50	11,25	12	15	UP
WMED range	6000 mts / sshex	8,25	8	10	11,50	13	UP
EMED range	6000 mts / sshex	10	10	11,50	12	14	UP
CONTINENT	6000 mts / sshex	14	14	15	16	18	UP
PG	6000 mts / sshex	19	21	22,75	23	27	UP



 @sealinesltd
  sealines.ltd

For more information please visit our website <https://sealines.su/>

This report is performed to the best of our knowledge based on the market conditions prevailing at the time mentioned. The report relates solely to the date/place referred to and we emphasize that it is a statement of information collected from various market sources. All particulars above are from information given to us and such information as we have been able to obtain from relevant references in our possession but we can accept no responsibility and we bear no liability for any loss or damage incurred to any persons acting upon this report.

DRY CARGO BALTIC SEA FREIGHT MARKET REPORT / WEEK 30

DEEP SEA FREIGHT MARKET REPORT

Freight rates in USD pmt FIOST for 30000/35000 mts of dwt/bulk cgo, from Ust-Luga port							
Destinations	BSS L/D RATES	26 week	27 week	28 week	29 week	30 week	TREND
CONTINENT	6000 mts / sshex	10	10	11,50	11,50	12	UP
ARAG	6000 mts / sshex	11	11	12,25	13	13	STABLE
WMED range	6000 mts / sshex	13	13	15	16	17	UP
EMED range	6000 mts / sshex	15	15,50	17	17	18	UP
BLACK SEA	6000 mts / sshex	16	18,25	18,25	18,25	19	UP
PG	6000 mts / sshex	26	26	26	27	39	UP



 @sealinesltd
  sealines.ltd

For more information please visit our website <https://sealines.su/>

This report is performed to the best of our knowledge based on the market conditions prevailing at the time mentioned. The report relates solely to the date/place referred to and we emphasize that it is a statement of information collected from various market sources. All particulars above are from information given to us and such information as we have been able to obtain from relevant references in our possession but we can accept no responsibility and we bear no liability for any loss or damage incurred to any persons acting upon this report.