

DRY CARGO SHORT SEA FREIGHT MARKET REPORT / WEEK 33
AZOV SEA


Freight rates in USD pmt FIOST for 3000/5000 mts of wheat, sf 47' from Azov port							
Destinations	BSS L/D RATES	29 week	30 week	31 week	32 week	33 week	TREND
Georgia	1000 mts / sshex	17	16	16,50	16	16	Stable
TBS	1000 mts / sshex	17	16	17	16	16	Stable
Marmara	1000 mts / sshex	19	18	19	18	18	Stable
Izmir	1000 mts / sshex	22	21	22	21	21	Stable
EC Greece	1000 mts / sshex	23	22	24	23	23	Stable
WC Greece	1000 mts / sshex	25	24	26	25	25	Stable
Mersin	1000 mts / sshex	30	30	31	30	30	Stable
Famagusta	1000 mts / sshex	31	30	32	31	31	Stable
Lebanon	1000 mts / sshex	32	31	33	32	32	Stable
Israel	1000 mts / sshex	32	31	33	32	32	Stable
Egypt	1000 mts / fhex	32	31	33	31	31	Stable
Durres	1000 mts / sshex	29	29	29	28	28	Stable
EC Italy	1000 mts / sshex	31	33	35	33	33	Stable
WC Italy	1000 mts / sshex	33	34	36	34	34	Stable
Sardegna	1000 mts / sshex	34	35	37	35	35	Stable





Notes: Rostov AB - 1 \$ more; BB - same price; Yeisk/Taganrog - 1 \$ less; Temruk - 3 \$ less

DRY CARGO SHORT SEA FREIGHT MARKET REPORT / WEEK 33
CASPIAN SEA

Freight rates in USD pmt FIOST for 3000/5000 mts of corn, 49' to N.I.P.							
From	BSS L/D RATES	29 week	30 week	31 week	32 week	33 week	TREND
Aktau	1000 mts / sshex	15	15	14,50	16	16	Stable
Makhachkala	1000 mts / sshex	16	16	15	17	17	Stable
Astrakhan	1000 mts / sshex	19	18-19	18	19	19	Stable

For more information please visit our website www.sealines.su






 @sealinesltd  sealines.ltd

This report is performed to the best of our knowledge based on the market conditions prevailing at the time mentioned. The report relates solely to the date/place referred to and we emphasize that it is a statement of information collected from various market sources. All particulars above are from information given to us and such information as we have been able to obtain from relevant references in our possession but we can accept no responsibility and we bear no liability for any loss or damage incurred to any persons acting upon this report.

DRY CARGO SHORT SEA FREIGHT MARKET REPORT / WEEK 33 BALTIC SEA

Freight rates in EUR pmt FIOST for 3000/5000 mts of dwt/bulk cgo, from Ust-Luga port							
Destinations	BSS L/D RATES	29 week	30 week	31 week	32 week	33 week	TREND
Klaipeda	1000 mts / sshex	7	6,75	7	7	7	Stable
Liepaja	1000 mts / sshex	7	7	7,25	7,25	7,25	Stable
Riga/Stockh	1000 mts / sshex	6,75	6,50	6,75	6,75	7	Up
Tallin/Helsin	1000 mts / sshex	6,50	6,50	6,75	6,75	7	Up
Rostok	1000 mts / sshex	9,50	10	10,25	10,25	11	Up
Lubeck	1000 mts / sshex	10	10,50	10,75	10,75	11	Up
Flensburg	1000 mts / sshex	11	11,25	11,25	11,25	12	Up
Hamburg	1000 mts / sshex	12,50	13,25	13,25	13,25	14	Up
Bremerha	1000 mts / sshex	14	14,25	14,50	14,50	15	Up
ARAG	1000 mts / sshex	15,50	15,25	15,50	15,50	16	Up
Edinburgh	1000 mts / sshex	22	23	24	24	25	Up
Dublin	1000 mts / sshex	25	26	27	27	28	Up

For more information please visit our website www.sealines.su



This report is performed to the best of our knowledge based on the market conditions prevailing at the time mentioned. The report relates solely to the date/place referred to and we emphasize that it is a statement of information collected from various market sources. All particulars above are from information given to us and such information as we have been able to obtain from relevant references in our possession but we can accept no responsibility and we bear no liability for any loss or damage incurred to any persons acting upon this report.

DRY CARGO BALTIC SEA FREIGHT MARKET REPORT / WEEK 33

DEEP SEA FREIGHT MARKET REPORT

Freight rates in USD pmt FIOST for 30000/35000 mts of dwt/bulk cgo, from Ust-Luga port							
Destinations	BSS L/D RATES	29 week	30 week	31 week	32 week	33 week	TREND
CONTINENT	6000 mts / sshex	11,50	12	13	13,25	14	UP
ARAG	6000 mts / sshex	13	13	13,50	14	14,25	UP
WMED range	6000 mts / sshex	16	17	17	18	18,75	UP
EMED range	6000 mts / sshex	17	18	18,50	18,50	19,59	UP
BLACK SEA	6000 mts / sshex	18,25	19	19	20	21	UP
PG	6000 mts / sshex	27	29	30	30,25	33	UP



 @sealinesltd
  sealines.ltd

For more information please visit our website <https://sealines.su/>

This report is performed to the best of our knowledge based on the market conditions prevailing at the time mentioned. The report relates solely to the date/place referred to and we emphasize that it is a statement of information collected from various market sources. All particulars above are from information given to us and such information as we have been able to obtain from relevant references in our possession but we can accept no responsibility and we bear no liability for any loss or damage incurred to any persons acting upon this report.

DRY CARGO BLACK SEA FREIGHT MARKET REPORT / WEEK 33

DEEP SEA FREIGHT MARKET REPORT

Freight rates in USD pmt FIOST for 30000/35000 mts of dwt/bulk cgo, from Novorossiysk port							
Destinations	BSS L/D RATES	29 week	30 week	31 week	32 week	33 week	TREND
TBS	6000 mts / sshex	7	10	11	12	15	UP
N.AFRICA	6000 mts / sshex	12	15	16	18	23	UP
WMED range	6000 mts / sshex	11,50	13	14,50	15	18,50	UP
EMED range	6000 mts / sshex	12	14	15	16	17	UP
CONTINENT	6000 mts / sshex	16	18	19	19,50	16	UP
PG	6000 mts / sshex	23	27	28,25	29	30	UP



 @sealinesltd
  sealines.ltd

For more information please visit our website <https://sealines.su/>

This report is performed to the best of our knowledge based on the market conditions prevailing at the time mentioned. The report relates solely to the date/place referred to and we emphasize that it is a statement of information collected from various market sources. All particulars above are from information given to us and such information as we have been able to obtain from relevant references in our possession but we can accept no responsibility and we bear no liability for any loss or damage incurred to any persons acting upon this report.