

DRY CARGO SHORT SEA FREIGHT MARKET REPORT / WEEK 37

AZOV SEA

Freight rates in USD pmt FIOST for 3000/5000 mts of wheat, sf 47' from Azov port							
Destinations	BSS L/D RATES	33 week	34 week	35 week	36 week	37 week	TREND
Georgia	1000 mts / sshex	16	17	18	20	21	Up
TBS	1000 mts / sshex	16	17	18	20	21	Up
Marmara	1000 mts / sshex	18	19	20	22	23	Up
Izmir	1000 mts / sshex	21	22	23	25	26	Up
EC Greece	1000 mts / sshex	23	24	24	26	27	Up
WC Greece	1000 mts / sshex	25	26	26	28	29	Up
Mersin	1000 mts / sshex	30	31	32	36	37	Up
Famagusta	1000 mts / sshex	31	32	33	37	37	Stable
Lebanon	1000 mts / sshex	32	33	34	36	36	Stable
Israel	1000 mts / sshex	32	33	34	36	36	Stable
Egypt	1000 mts / fhex	31	32	33	35	35	Stable
Durres	1000 mts / sshex	28	29	30	32	33	Up
EC Italy	1000 mts / sshex	33	34	34	37	37	Stable
WC Italy	1000 mts / sshex	34	35	35	38	38	Stable
Sardegna	1000 mts / sshex	35	36	36	39	39	Stable

Notes: Rostov AB - 1 \$ more; BB - same price; Yeisk/Taganrog - 1 \$ less; Temruk - 3 \$ less

DRY CARGO SHORT SEA FREIGHT MARKET REPORT / WEEK 37

CASPIAN SEA

Freight rates in USD pmt FIOST for 3000/5000 mts of corn, 49' to N.I.P.							
From	BSS L/D RATES	33 week	34 week	35 week	36 week	37 week	TREND
Aktau	1000 mts / sshex	16	16	16	16	16	Stable
Makhachkala	1000 mts / sshex	17	17	17	17	17	Stable
Astrakhan	1000 mts / sshex	19	20	20-21	21	21	Stable

For more information please visit our website www.sealines.su






 @sealinesltd
 
 sealines.ltd

This report is performed to the best of our knowledge based on the market conditions prevailing at the time mentioned. The report relates solely to the date/place referred to and we emphasize that it is a statement of information collected from various market sources. All particulars above are from information given to us and such information as we have been able to obtain from relevant references in our possession but we can accept no responsibility and we bear no liability for any loss or damage incurred to any persons acting upon this report.

DRY CARGO SHORT SEA FREIGHT MARKET REPORT / WEEK 37 BALTIC SEA

Freight rates in EUR pmt FIOST for 3000/5000 mts of dwt/bulk cgo, from Ust-Luga port							
Destinations	BSS L/D RATES	33 week	34 week	35 week	36 week	37 week	TREND
Klaipeda	1000 mts / sshex	7	8,50	9	9,5	12	Up
Liepaja	1000 mts / sshex	7,25	8	8	10	11	Up
Riga/Stockh	1000 mts / sshex	7	8	8	12	10	Down
Tallin/Helsin	1000 mts / sshex	7	8	8	12,25	10	Down
Rostok	1000 mts / sshex	11	13	13	14	15	Up
Lubeck	1000 mts / sshex	11	12	12	13,50	15	Up
Flensburg	1000 mts / sshex	12	13	13	13,50	15,50	Up
Hamburg	1000 mts / sshex	14	15	15	16	17	Up
Bremerha	1000 mts / sshex	15	16	16	17	18	Up
ARAG	1000 mts / sshex	16	17	17	20	21	Up
Edinburgh	1000 mts / sshex	25	27	27,50	28	30	Up
Dublin	1000 mts / sshex	28	29	30	32	32	Stable







For more information please visit our website www.sealines.su



This report is performed to the best of our knowledge based on the market conditions prevailing at the time mentioned. The report relates solely to the date/place referred to and we emphasize that it is a statement of information collected from various market sources. All particulars above are from information given to us and such information as we have been able to obtain from relevant references in our possession but we can accept no responsibility and we bear no liability for any loss or damage incurred to any persons acting upon this report.

DRY CARGO SHORT SEA FREIGHT MARKET REPORT / WEEK 37
DEEP SEA FREIGHT MARKET REPORT

Freight rates in USD pmt FIOST for 30000/35000 mts of dwt/bulk cgo, from Ust-Luga port							
Destinations	BSS L/D RATES	33 week	34 week	35 week	36 week	37 week	TREND
CONTINENT	6000 mts / sshex	14	15	16,50	17	17	STABLE
ARAG	6000 mts / sshex	14,25	15,50	17,25	18	19	UP
WMED range	6000 mts / sshex	18,75	21	21,50	22	24	UP
EMED range	6000 mts / sshex	19,50	22	24	25	27	UP
BLACK SEA	6000 mts / sshex	21	24	25	27	29	UP
PG	6000 mts / sshex	33	39	41	42	42	STABLE












 @sealinesltd
 
 sealines.ltd

For more information please visit our website www.sealines.su

This report is performed to the best of our knowledge based on the market conditions prevailing at the time mentioned. The report relates solely to the date/place referred to and we emphasize that it is a statement of information collected from various market sources. All particulars above are from information given to us and such information as we have been able to obtain from relevant references in our possession but we can accept no responsibility and we bear no liability for any loss or damage incurred to any persons acting upon this report.

DRY CARGO SHORT SEA FREIGHT MARKET REPORT / WEEK 37
DEEP SEA FREIGHT MARKET REPORT

Freight rates in USD pmt FIOST for 30000/35000 mts of dwt/bulk cgo, sf 47' from Novorossiysk port							
Destinations	BSS L/D RATES	33 week	34 week	35 week	36 week	37 week	TREND
TBS	6000 mts / sshex	13	15	13	11	10,50	DOWN
N. AFRICA	6000 mts / sshex	23	17	16	15,75	17	UP
WMED range	6000 mts / sshex	18,50	19	17	17	16	DOWN
EMED range	6000 mts / sshex	17	17,50	18	18	17	DOWN
CONTINENT	6000 mts / sshex	16	19	21	21,50	22	UP
PG	6000 mts / sshex	30	37	37,50	38	39	UP






 @sealinesltd
 
 sealines.ltd

For more information please visit our website www.sealines.su

This report is performed to the best of our knowledge based on the market conditions prevailing at the time mentioned. The report relates solely to the date/place referred to and we emphasize that it is a statement of information collected from various market sources. All particulars above are from information given to us and such information as we have been able to obtain from relevant references in our possession but we can accept no responsibility and we bear no liability for any loss or damage incurred to any persons acting upon this report.