

### DRY CARGO SHORT SEA FREIGHT MARKET REPORT / WEEK 39

#### AZOV SEA

Freight rates in USD pmt FIOST for 3000/5000 mts of wheat, sf 47' from Azov port							
Destinations	BSS L/D RATES	35 week	36 week	37 week	38 week	39 week	TREND
Georgia	1000 mts / sshex	18	20	21	20	20	Stable
TBS	1000 mts / sshex	18	20	21	20	20	Stable
Marmara	1000 mts / sshex	20	22	23	22	22	Stable
Izmir	1000 mts / sshex	23	25	26	25	25	Stable
EC Greece	1000 mts / sshex	24	26	27	27	27	Stable
WC Greece	1000 mts / sshex	26	28	29	29	29	Stable
Mersin	1000 mts / sshex	32	36	37	37	37	Stable
Famagusta	1000 mts / sshex	33	37	37	37	37	Stable
Lebanon	1000 mts / sshex	34	36	36	36	37	Up
Israel	1000 mts / sshex	34	36	36	37	37	Stable
Egypt	1000 mts / fhex	33	35	35	35	36	Up
Durres	1000 mts / sshex	30	32	33	36	37	Up
EC Italy	1000 mts / sshex	34	37	37	40	40	Stable
WC Italy	1000 mts / sshex	35	38	38	41	41	Stable
Sardegna	1000 mts / sshex	36	39	39	42	42	Stable

Notes: Rostov AB - 1 \$ more; BB - same price; Yeisk/Taganrog - 1 \$ less; Temruk - 3 \$ less

### DRY CARGO SHORT SEA FREIGHT MARKET REPORT / WEEK 39

#### CASPIAN SEA

Freight rates in USD pmt FIOST for 3000/5000 mts of corn, 49' to N.I.P.							
From	BSS L/D RATES	35 week	36 week	37 week	38 week	39 week	TREND
Aktau	1000 mts / sshex	16	16	16	16	16	Stable
Makhachkala	1000 mts / sshex	17	17	17	17	17	Stable
Astrakhan	1000 mts / sshex	20-21	21	21	20	20	Stable

For more information please visit our website [www.sealines.su](http://www.sealines.su)






 @sealinesltd
 
 sealines.ltd

This report is performed to the best of our knowledge based on the market conditions prevailing at the time mentioned. The report relates solely to the date/place referred to and we emphasize that it is a statement of information collected from various market sources. All particulars above are from information given to us and such information as we have been able to obtain from relevant references in our possession but we can accept no responsibility and we bear no liability for any loss or damage incurred to any persons acting upon this report.

## DRY CARGO SHORT SEA FREIGHT MARKET REPORT / WEEK 39 BALTIC SEA

Freight rates in EUR pmt FIOST for 3000/5000 mts of dwt/bulk cgo, from Ust-Luga port							
Destinations	BSS L/D RATES	35 week	36 week	37 week	38 week	39 week	TREND
Klaipeda	1000 mts / sshex	9	9,5	12	10	10,25	Up
Liepaja	1000 mts / sshex	8	10	11	10	9	Down
Riga/Stockh	1000 mts / sshex	8	12	10	9	8,75	Down
Tallin/Helsin	1000 mts / sshex	8	12,25	10	11	10	Down
Rostok	1000 mts / sshex	13	14	15	13	11,50	Down
Lubeck	1000 mts / sshex	12	13,50	15	13	11,50	Down
Flensburg	1000 mts / sshex	13	13,50	15,50	15	13,50	Down
Hamburg	1000 mts / sshex	15	16	17	16,50	16	Down
Bremerha	1000 mts / sshex	16	17	18	17	16,50	Down
ARAG	1000 mts / sshex	17	20	21	19	19,50	Up
Edinburgh	1000 mts / sshex	27,50	28	30	28	25	Down
Dublin	1000 mts / sshex	30	32	32	30	28	Down







For more information please visit our website [www.sealines.su](http://www.sealines.su)



This report is performed to the best of our knowledge based on the market conditions prevailing at the time mentioned. The report relates solely to the date/place referred to and we emphasize that it is a statement of information collected from various market sources. All particulars above are from information given to us and such information as we have been able to obtain from relevant references in our possession but we can accept no responsibility and we bear no liability for any loss or damage incurred to any persons acting upon this report.

**DRY CARGO SHORT SEA FREIGHT MARKET REPORT / WEEK 39**
**DEEP SEA FREIGHT MARKET REPORT**

Freight rates in USD pmt FIOST for 30000/35000 mts of dwt/bulk cgo, from Ust-Luga port							
Destinations	BSS L/D RATES	35 week	36 week	37 week	38 week	39 week	TREND
<b>CONTINENT</b>	6000 mts / sshex	16,50	17	17	19	19	STABLE
<b>ARAG</b>	6000 mts / sshex	17,25	18	19	20	19,50	DOWN
<b>WMED range</b>	6000 mts / sshex	21,50	22	24	25	25	STABLE
<b>EMED range</b>	6000 mts / sshex	24	25	27	28	28,50	UP
<b>BLACK SEA</b>	6000 mts / sshex	25	27	29	30	29	DOWN
<b>PG</b>	6000 mts / sshex	41	42	42	43	40	DOWN






 @sealinesltd
 
 sealines.ltd







For more information please visit our website [www.sealines.su](http://www.sealines.su)

This report is performed to the best of our knowledge based on the market conditions prevailing at the time mentioned. The report relates solely to the date/place referred to and we emphasize that it is a statement of information collected from various market sources. All particulars above are from information given to us and such information as we have been able to obtain from relevant references in our possession but we can accept no responsibility and we bear no liability for any loss or damage incurred to any persons acting upon this report.



**DRY CARGO SHORT SEA FREIGHT MARKET REPORT / WEEK 39**
**DEEP SEA FREIGHT MARKET REPORT**

Freight rates in USD pmt FIOST for 30000/35000 mts of dwt/bulk cgo, sf 47' from Novorossiysk port							
Destinations	BSS L/D RATES	35 week	36 week	37 week	38 week	39 week	TREND
<b>TBS</b>	6000 mts / sshex	13	11	10,50	10	10	STABLE
<b>N. AFRICA</b>	6000 mts / sshex	16	15,75	17	20	19	DOWN
<b>WMED range</b>	6000 mts / sshex	17	17	16	18	17.75	DOWN
<b>EMED range</b>	6000 mts / sshex	18	18	17	19	18	DOWN
<b>CONTINENT</b>	6000 mts / sshex	21	21,50	22	23	23,50	UP
<b>PG</b>	6000 mts / sshex	37,50	38	39	37	35	DOWN






 @sealinesltd
 
 sealines.ltd

For more information please visit our website [www.sealines.su](http://www.sealines.su)

This report is performed to the best of our knowledge based on the market conditions prevailing at the time mentioned. The report relates solely to the date/place referred to and we emphasize that it is a statement of information collected from various market sources. All particulars above are from information given to us and such information as we have been able to obtain from relevant references in our possession but we can accept no responsibility and we bear no liability for any loss or damage incurred to any persons acting upon this report.