

DRY CARGO SHORT SEA FREIGHT MARKET REPORT / WEEK 44 AZOV SEA

Freight rates in USD pmt FIOST for 3000/5000 mts of wheat, sf 47' from Azov port							
Destinations	BSS L/D RATES	40 week	41 week	42 week	43 week	44 week	TREND
Georgia	1000 mts / sshex	18	17	17	21	25	Up
TBS	1000 mts / sshex	18	17	17	21	25	Up
Marmara	1000 mts / sshex	20	19	19	23	27	Up
Izmir	1000 mts / sshex	23	22	22	26	30	Up
EC Greece	1000 mts / sshex	24	23	23	27	31	Up
WC Greece	1000 mts / sshex	26	25	25	29	33	Up
Mersin	1000 mts / sshex	30	31	31	33	38	Up
Famagusta	1000 mts / sshex	31	31	31	33	39	Up
Lebanon	1000 mts / sshex	36	36	36	39	39	Stable
Israel	1000 mts / sshex	34	35	35	40	40	Stable
Egypt	1000 mts / fhex	33	32	32	38	39	Up
Durres	1000 mts / sshex	30	30	30	32	36	Up
EC Italy	1000 mts / sshex	37	37	37	36	43	Up
WC Italy	1000 mts / sshex	38	38	38	37	44	Up
Sardegna	1000 mts / sshex	40	40	40	38	45	Up

Notes: Rostov AB - 1 \$ more; BB - same price; Yeisk/Taganrog - 1 \$ less; Temruk - 3 \$ less

DRY CARGO SHORT SEA FREIGHT MARKET REPORT / WEEK 44 CASPIAN SEA

Freight rates in USD pmt FIOST for 3000/5000 mts of corn, 49' to N.I.P.							
From	BSS L/D RATES	40 week	41 week	42 week	43 week	44 week	TREND
Aktau	1000 mts / sshex	16	16	16	17	17	Stable
Makhachkala	1000 mts / sshex	17	17	17	18-19	19-20	Up
Astrakhan	1000 mts / sshex	20-21	20-21	21-22	22-23	22-23	Stable

For more information please visit our website www.sealines.su

DRY CARGO SHORT SEA FREIGHT MARKET REPORT / WEEK 44 BALTIC SEA

Freight rates in EUR pmt FIOST for 3000/5000 mts of dwt/bulk cgo, from Ust-Luga port							
Destinations	BSS L/D RATES	40 week	41 week	42 week	43 week	44 week	TREND
Klaipeda	1000 mts / sshex	11,50	14	13,50	14	15,50	Up
Liepaja	1000 mts / sshex	11	15	14	14	15	Up
Riga/Stockh	1000 mts / sshex	9,50	17	15,50	10	14	Up
Tallin/Helsin	1000 mts / sshex	10	19	13	11	12	Up
Rostok	1000 mts / sshex	14	21	20	15	15,50	Up
Lubeck	1000 mts / sshex	14	21	20	15,50	15,50	Stable
Flensburg	1000 mts / sshex	15	22	21	19	15,75	Down
Hamburg	1000 mts / sshex	17	23	23	19,50	19,75	Up
Bremerha	1000 mts / sshex	18	25	25	22	21	Down
ARAG	1000 mts / sshex	22	27	27	25	26	Up
Edinburgh	1000 mts / sshex	27	33	33	30	31	Up
Dublin	1000 mts / sshex	29	35	35	33	34	Up

For more information please visit our website www.sealines.su



This report is performed to the best of our knowledge based on the market conditions prevailing at the time mentioned. The report relates solely to the date/place referred to and we emphasize that it is a statement of information collected from various market sources. All particulars above are from information given to us and such information as we have been able to obtain from relevant references in our possession but we can accept no responsibility and we bear no liability for any loss or damage incurred to any persons acting upon this report.

DRY CARGO SHORT SEA FREIGHT MARKET REPORT / WEEK 44
DEEP SEA FREIGHT MARKET REPORT

Freight rates in USD pmt FIOST for 30000/35000 mts of dwt/bulk cgo, from Ust-Luga port							
Destinations	BSS L/D RATES	40 week	41 week	42 week	43 week	42 week	TREND
CONTINENT	6000 mts / sshex	19,50	19,50	17	20	17,75	UP
ARAG	6000 mts / sshex	21	22	20	23	18,50	UP
WMED range	6000 mts / sshex	27	29	26	27	27	UP
EMED range	6000 mts / sshex	29,50	30	27	31	31	UP
BLACK SEA	6000 mts / sshex	31	31	29	33	33,50	UP
PG	6000 mts / sshex	27	25	25	29	30	UP












 @sealinesltd
 
 sealines.ltd

For more information please visit our website www.sealines.su

This report is performed to the best of our knowledge based on the market conditions prevailing at the time mentioned. The report relates solely to the date/place referred to and we emphasize that it is a statement of information collected from various market sources. All particulars above are from information given to us and such information as we have been able to obtain from relevant references in our possession but we can accept no responsibility and we bear no liability for any loss or damage incurred to any persons acting upon this report.

DRY CARGO SHORT SEA FREIGHT MARKET REPORT / WEEK 44
DEEP SEA FREIGHT MARKET REPORT

Freight rates in USD pmt FIOST for 30000/35000 mts of dwt/bulk cgo, sf 47' from Novorossiysk port							
Destinations	BSS L/D RATES	40 week	41 week	42 week	43 week	42 week	TREND
TBS	6000 mts / sshex	12	12	13	13,50	14	UP
N. AFRICA	6000 mts / sshex	20	19	21	22,50	22	UP
WMED range	6000 mts / sshex	16	15	17	19	19,50	UP
EMED range	6000 mts / sshex	19	17,50	17,50	20	21	UP
CONTINENT	6000 mts / sshex	23	24	24	26	25	UP
PG	6000 mts / sshex	35	32	32	34	32	DOWN






 @sealinesltd
 
 sealines.ltd

For more information please visit our website www.sealines.su

This report is performed to the best of our knowledge based on the market conditions prevailing at the time mentioned. The report relates solely to the date/place referred to and we emphasize that it is a statement of information collected from various market sources. All particulars above are from information given to us and such information as we have been able to obtain from relevant references in our possession but we can accept no responsibility and we bear no liability for any loss or damage incurred to any persons acting upon this report.