

DRY CARGO SHORT SEA FREIGHT MARKET REPORT / WEEK 41 AZOV SEA

Freight rates in USD pmt FIOST for 3000/5000 mts of wheat, sf 47' from Azov port							
Destinations	BSS L/D RATES	37 week	38 week	39 week	40 week	41 week	TREND
Georgia	1000 mts / sshex	21	20	20	18	17	Down
TBS	1000 mts / sshex	21	20	20	18	17	Down
Marmara	1000 mts / sshex	23	22	22	20	19	Down
Izmir	1000 mts / sshex	26	25	25	23	22	Down
EC Greece	1000 mts / sshex	27	27	27	24	23	Down
WC Greece	1000 mts / sshex	29	29	29	26	25	Down
Mersin	1000 mts / sshex	37	37	37	30	31	Up
Famagusta	1000 mts / sshex	37	37	37	31	31	Stable
Lebanon	1000 mts / sshex	36	36	37	36	36	Stable
Israel	1000 mts / sshex	36	37	37	34	35	Up
Egypt	1000 mts / fhex	35	35	36	33	32	Down
Durres	1000 mts / sshex	33	36	37	30	30	Stable
EC Italy	1000 mts / sshex	37	40	40	37	37	Stable
WC Italy	1000 mts / sshex	38	41	41	38	38	Stable
Sardegna	1000 mts / sshex	39	42	42	40	40	Stable

Notes: Rostov AB - 1 \$ more; BB - same price; Yeisk/Taganrog - 1 \$ less; Temruk - 3 \$ less

DRY CARGO SHORT SEA FREIGHT MARKET REPORT / WEEK 41 CASPIAN SEA

Freight rates in USD pmt FIOST for 3000/5000 mts of corn, 49' to N.I.P.							
From	BSS L/D RATES	37 week	38 week	39 week	40 week	41 week	TREND
Aktau	1000 mts / sshex	16	16	16	16	16	Stable
Makhachkala	1000 mts / sshex	17	17	17	17	17	Stable
Astrakhan	1000 mts / sshex	21	20	20	20-21	20-21	Stable

For more information please visit our website www.sealines.su





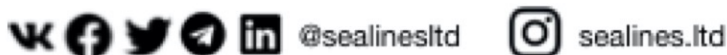

 @sealinesltd
 
 sealines.ltd

This report is performed to the best of our knowledge based on the market conditions prevailing at the time mentioned. The report relates solely to the date/place referred to and we emphasize that it is a statement of information collected from various market sources. All particulars above are from information given to us and such information as we have been able to obtain from relevant references in our possession but we can accept no responsibility and we bear no liability for any loss or damage incurred to any persons acting upon this report.

DRY CARGO SHORT SEA FREIGHT MARKET REPORT / WEEK 41 BALTIC SEA

Freight rates in EUR pmt FIOST for 3000/5000 mts of dwt/bulk cgo, from Ust-Luga port							
Destinations	BSS L/D RATES	37 week	38 week	39 week	40 week	41 week	TREND
Klaipeda	1000 mts / sshex	12	10	10,25	11,50	14	Up
Liepaja	1000 mts / sshex	11	10	9	11	15	Up
Riga/Stockh	1000 mts / sshex	10	9	8,75	9,50	17	Up
Tallin/Helsin	1000 mts / sshex	10	11	10	10	19	Up
Rostok	1000 mts / sshex	15	13	11,50	14	21	Up
Lubeck	1000 mts / sshex	15	13	11,50	14	21	Up
Flensburg	1000 mts / sshex	15,50	15	13,50	15	22	Up
Hamburg	1000 mts / sshex	17	16,50	16	17	23	Up
Bremerha	1000 mts / sshex	18	17	16,50	18	25	Up
ARAG	1000 mts / sshex	21	19	19,50	22	27	Up
Edinburgh	1000 mts / sshex	30	28	25	27	33	Up
Dublin	1000 mts / sshex	32	30	28	29	35	Up


For more information please visit our website www.sealines.su







This report is performed to the best of our knowledge based on the market conditions prevailing at the time mentioned. The report relates solely to the date/place referred to and we emphasize that it is a statement of information collected from various market sources. All particulars above are from information given to us and such information as we have been able to obtain from relevant references in our possession but we can accept no responsibility and we bear no liability for any loss or damage incurred to any persons acting upon this report.

DRY CARGO SHORT SEA FREIGHT MARKET REPORT / WEEK 41
DEEP SEA FREIGHT MARKET REPORT

Freight rates in USD pmt FIOST for 30000/35000 mts of dwt/bulk cgo, sf 47' from Novorossiysk port							
Destinations	BSS L/D RATES	37 week	38 week	39 week	40 week	41 week	TREND
TBS	6000 mts / sshex	10,50	10	10	12	12	STABLE
N. AFRICA	6000 mts / sshex	17	20	19	20	19	DOWN
WMED range	6000 mts / sshex	16	18	17,75	16	15	DOWN
EMED range	6000 mts / sshex	17	19	18	19	17,5	DOWN
CONTINENT	6000 mts / sshex	22	23	23,50	23	24	DOWN
PG	6000 mts / sshex	29	27	35	35	32	DOWN






 @sealinesltd
 
 sealines.ltd

For more information please visit our website www.sealines.su

This report is performed to the best of our knowledge based on the market conditions prevailing at the time mentioned. The report relates solely to the date/place referred to and we emphasize that it is a statement of information collected from various market sources. All particulars above are from information given to us and such information as we have been able to obtain from relevant references in our possession but we can accept no responsibility and we bear no liability for any loss or damage incurred to any persons acting upon this report.

DRY CARGO SHORT SEA FREIGHT MARKET REPORT / WEEK 41
DEEP SEA FREIGHT MARKET REPORT

Freight rates in USD pmt FIOST for 30000/35000 mts of dwt/bulk cgo, from Ust-Luga port							
Destinations	BSS L/D RATES	37 week	38 week	39 week	40 week	41 week	TREND
CONTINENT	6000 mts / sshex	17	19	19	19,50	20	UP
ARAG	6000 mts / sshex	19	20	19,50	21	22	UP
WMED range	6000 mts / sshex	24	25	25	27	29	UP
EMED range	6000 mts / sshex	27	28	28,50	29,50	30	UP
BLACK SEA	6000 mts / sshex	29	30	29	31	31	STABLE
PG	6000 mts / sshex	42	43	40	27	25	DOWN






 @sealinesltd
 
 sealines.ltd

For more information please visit our website www.sealines.su

This report is performed to the best of our knowledge based on the market conditions prevailing at the time mentioned. The report relates solely to the date/place referred to and we emphasize that it is a statement of information collected from various market sources. All particulars above are from information given to us and such information as we have been able to obtain from relevant references in our possession but we can accept no responsibility and we bear no liability for any loss or damage incurred to any persons acting upon this report.