

DRY CARGO SHORT SEA FREIGHT MARKET REPORT / WEEK 43
AZOV SEA

Freight rates in USD pmt FIOST for 3000/5000 mts of wheat, sf 47' from Azov port							
Destinations	BSS L/D RATES	39 week	40 week	41 week	42 week	43 week	TREND
Georgia	1000 mts / sshex	20	18	17	17	21	Up
TBS	1000 mts / sshex	20	18	17	17	21	Up
Marmara	1000 mts / sshex	22	20	19	19	23	Up
Izmir	1000 mts / sshex	25	23	22	22	26	Up
EC Greece	1000 mts / sshex	27	24	23	23	27	Up
WC Greece	1000 mts / sshex	29	26	25	25	29	Up
Mersin	1000 mts / sshex	37	30	31	31	33	Up
Famagusta	1000 mts / sshex	37	31	31	31	33	Up
Lebanon	1000 mts / sshex	37	36	36	36	39	Up
Israel	1000 mts / sshex	37	34	35	35	40	Up
Egypt	1000 mts / fhex	36	33	32	32	38	Up
Durres	1000 mts / sshex	37	30	30	30	32	Up
EC Italy	1000 mts / sshex	40	37	37	37	36	Down
WC Italy	1000 mts / sshex	41	38	38	38	37	Down
Sardegna	1000 mts / sshex	42	40	40	40	38	Down


Notes: Rostov AB - 1 \$ more; BB - same price; Yeisk/Taganrog - 1 \$ less; Temruk - 3 \$ less


DRY CARGO SHORT SEA FREIGHT MARKET REPORT / WEEK 43
CASPIAN SEA

Freight rates in USD pmt FIOST for 3000/5000 mts of corn, 49' to N.I.P.							
From	BSS L/D RATES	39 week	40 week	41 week	42 week	43 week	TREND
Aktau	1000 mts / sshex	16	16	16	16	17	Up
Makhachkala	1000 mts / sshex	17	17	17	17	18-19	Up
Astrakhan	1000 mts / sshex	20	20-21	20-21	21-22	22-23	Up

For more information please visit our website www.sealines.su






 @sealinesltd  sealines.ltd

This report is performed to the best of our knowledge based on the market conditions prevailing at the time mentioned. The report relates solely to the date/place referred to and we emphasize that it is a statement of information collected from various market sources. All particulars above are from information given to us and such information as we have been able to obtain from relevant references in our possession but we can accept no responsibility and we bear no liability for any loss or damage incurred to any persons acting upon this report.

DRY CARGO SHORT SEA FREIGHT MARKET REPORT / WEEK 43 BALTIC SEA

Freight rates in EUR pmt FIOST for 3000/5000 mts of dwt/bulk cgo, from Ust-Luga port							
Destinations	BSS L/D RATES	39 week	40 week	41 week	42 week	43 week	TREND
Klaipeda	1000 mts / sshex	10,25	11,50	14	13,50	14	Up
Liepaja	1000 mts / sshex	9	11	15	14	14	Stable
Riga/Stockh	1000 mts / sshex	8,75	9,50	17	15,50	10	Down
Tallin/Helsin	1000 mts / sshex	10	10	19	13	11	Down
Rostok	1000 mts / sshex	11,50	14	21	20	15	Down
Lubeck	1000 mts / sshex	11,50	14	21	20	15,50	Down
Flensburg	1000 mts / sshex	13,50	15	22	21	19	Down
Hamburg	1000 mts / sshex	16	17	23	23	19,50	Down
Bremerha	1000 mts / sshex	16,50	18	25	25	22	Down
ARAG	1000 mts / sshex	19,50	22	27	27	25	Down
Edinburgh	1000 mts / sshex	25	27	33	33	30	Down
Dublin	1000 mts / sshex	28	29	35	35	33	Down







For more information please visit our website www.sealines.su



This report is performed to the best of our knowledge based on the market conditions prevailing at the time mentioned. The report relates solely to the date/place referred to and we emphasize that it is a statement of information collected from various market sources. All particulars above are from information given to us and such information as we have been able to obtain from relevant references in our possession but we can accept no responsibility and we bear no liability for any loss or damage incurred to any persons acting upon this report.

DRY CARGO SHORT SEA FREIGHT MARKET REPORT / WEEK 43
DEEP SEA FREIGHT MARKET REPORT

Freight rates in USD pmt FIOST for 30000/35000 mts of dwt/bulk cgo, from Ust-Luga port							
Destinations	BSS L/D RATES	39 week	40 week	41 week	42 week	43 week	TREND
CONTINENT	6000 mts / sshex	19	19,50	19,50	17	20	UP
ARAG	6000 mts / sshex	19,50	21	22	20	23	UP
WMED range	6000 mts / sshex	25	27	29	26	27	UP
EMED range	6000 mts / sshex	28,50	29,50	30	27	31	UP
BLACK SEA	6000 mts / sshex	29	31	31	29	33	UP
PG	6000 mts / sshex	40	27	25	25	29	UP












 @sealinesltd
 
 sealines.ltd

For more information please visit our website www.sealines.su

This report is performed to the best of our knowledge based on the market conditions prevailing at the time mentioned. The report relates solely to the date/place referred to and we emphasize that it is a statement of information collected from various market sources. All particulars above are from information given to us and such information as we have been able to obtain from relevant references in our possession but we can accept no responsibility and we bear no liability for any loss or damage incurred to any persons acting upon this report.

DRY CARGO SHORT SEA FREIGHT MARKET REPORT / WEEK 43
DEEP SEA FREIGHT MARKET REPORT

Freight rates in USD pmt FIOST for 30000/35000 mts of dwt/bulk cgo, sf 47' from Novorossiysk port							
Destinations	BSS L/D RATES	39 week	40 week	41 week	42 week	43 week	TREND
TBS	6000 mts / sshex	10	12	12	13	13,50	UP
N. AFRICA	6000 mts / sshex	19	20	19	21	22,50	UP
WMED range	6000 mts / sshex	17,75	16	15	17	19	UP
EMED range	6000 mts / sshex	18	19	17,50	17,50	20	UP
CONTINENT	6000 mts / sshex	23,50	23	24	24	26	UP
PG	6000 mts / sshex	35	35	32	32	34	UP






 @sealinesltd
 
 sealines.ltd

For more information please visit our website www.sealines.su

This report is performed to the best of our knowledge based on the market conditions prevailing at the time mentioned. The report relates solely to the date/place referred to and we emphasize that it is a statement of information collected from various market sources. All particulars above are from information given to us and such information as we have been able to obtain from relevant references in our possession but we can accept no responsibility and we bear no liability for any loss or damage incurred to any persons acting upon this report.