

DRY CARGO SHORT SEA FREIGHT MARKET REPORT / WEEK 48
AZOV SEA

Freight rates in USD pmt FIOST for 3000/5000 mts of wheat, sf 47' from Azov port							
Destinations	BSS L/D RATES	44 week	45 week	46 week	47 week	48 week	TREND
Georgia	1000 mts / sshex	25	26	25	22	23	Up
TBS	1000 mts / sshex	25	26	25	22	23	Up
Marmara	1000 mts / sshex	27	28	27	24	25	Up
Izmir	1000 mts / sshex	30	31	30	27	28	Up
EC Greece	1000 mts / sshex	31	32	31	28	29	Up
WC Greece	1000 mts / sshex	33	34	33	30	31	Up
Mersin	1000 mts / sshex	38	39	38	37	39	Up
Famagusta	1000 mts / sshex	39	40	39	38	40	Up
Lebanon	1000 mts / sshex	39	40	40	38	40	Up
Israel	1000 mts / sshex	40	41	40	38	40	Up
Egypt	1000 mts / fhex	39	40	39	38	40	Up
Durres	1000 mts / sshex	36	37	36	36	38	Up
EC Italy	1000 mts / sshex	43	44	42	40	41	Up
WC Italy	1000 mts / sshex	44	45	43	41	42	Up
Sardegna	1000 mts / sshex	45	46	44	42	43	Up

Notes: Rostov AB - 1 \$ more; BB - same price; Yeisk/Taganrog - 1 \$ less; Temruk - 3 \$ less

DRY CARGO SHORT SEA FREIGHT MARKET REPORT / WEEK 48
CASPIAN SEA

Freight rates in USD pmt FIOST for 3000/5000 mts of corn, 49' to N.I.P.							
From	BSS L/D RATES	44 week	45 week	46 week	47 week	48 week	TREND
Aktau	1000 mts / sshex	17	17	17	17	16	Down
Makhachkala	1000 mts / sshex	19-20	19-20	19	19	18	Down
Astrakhan	1000 mts / sshex	22-23	21-22	20-21	21	20	Down

For more information please visit our website www.sealines.su






 @sealinesltd  sealines.ltd

This report is performed to the best of our knowledge based on the market conditions prevailing at the time mentioned. The report relates solely to the date/place referred to and we emphasize that it is a statement of information collected from various market sources. All particulars above are from information given to us and such information as we have been able to obtain from relevant references in our possession but we can accept no responsibility and we bear no liability for any loss or damage incurred to any persons acting upon this report.

DRY CARGO SHORT SEA FREIGHT MARKET REPORT / WEEK 48 BALTIC SEA

Freight rates in EUR pmt FIOST for 3000/5000 mts of dwt/bulk cgo, from Ust-Luga port							
Destinations	BSS L/D RATES	44 week	45 week	46 week	47 week	48 week	TREND
Klaipeda	1000 mts / sshex	15,50	15	15,50	15	16	Up
Liepaja	1000 mts / sshex	15	14,75	15	15	15,50	Up
Riga/Stockh	1000 mts / sshex	14	14	13,75	13	13,50	Up
Tallin/Helsin	1000 mts / sshex	12	12	12,75	12	12,50	Up
Rostok	1000 mts / sshex	15,50	16,25	16,50	17	18,75	Up
Lubeck	1000 mts / sshex	15,50	15,75	18	17,50	19	Up
Flensburg	1000 mts / sshex	15,75	16,50	17	18	20,50	Up
Hamburg	1000 mts / sshex	19,75	21,25	23	24	24,75	Up
Bremerha	1000 mts / sshex	21	22	24,50	25	25,50	Up
ARAG	1000 mts / sshex	26	26	27	28	28	Stable
Edinburgh	1000 mts / sshex	31	35	37	35	36,50	Up
Dublin	1000 mts / sshex	34	36	38	37	37	Stable







For more information please visit our website www.sealines.su



This report is performed to the best of our knowledge based on the market conditions prevailing at the time mentioned. The report relates solely to the date/place referred to and we emphasize that it is a statement of information collected from various market sources. All particulars above are from information given to us and such information as we have been able to obtain from relevant references in our possession but we can accept no responsibility and we bear no liability for any loss or damage incurred to any persons acting upon this report.

DRY CARGO DEEP SEA FREIGHT MARKET REPORT / WEEK 48
DEEP SEA FREIGHT MARKET REPORT

Freight rates in USD pmt FIOST for 30000/35000 mts of dwt/bulk cgo, from Ust-Luga port							
Destinations	BSS L/D RATES	44 week	45 week	46 week	47 week	48 week	TREND
CONTINENT	6000 mts / sshex	17,75	17	16	16	15	STABLE
ARAG	6000 mts / sshex	18,50	19	17	17,50	16,50	STABLE
WMED range	6000 mts / sshex	27	26,50	29	30	27	DOWN
EMED range	6000 mts / sshex	31	32	31	32	29	DOWN
BLACK SEA	6000 mts / sshex	33,50	35	33,75	35	31	DOWN
PG	6000 mts / sshex	30	29	33	35	37	UP












 @sealinesltd
 
 sealines.ltd

For more information please visit our website www.sealines.su

This report is performed to the best of our knowledge based on the market conditions prevailing at the time mentioned. The report relates solely to the date/place referred to and we emphasize that it is a statement of information collected from various market sources. All particulars above are from information given to us and such information as we have been able to obtain from relevant references in our possession but we can accept no responsibility and we bear no liability for any loss or damage incurred to any persons acting upon this report.

DRY CARGO DEEP SEA FREIGHT MARKET REPORT / WEEK 48
DEEP SEA FREIGHT MARKET REPORT

Freight rates in USD pmt FIOST for 30000/35000 mts of dwt/bulk cgo, sf 47' from Novorossiysk port							
Destinations	BSS L/D RATES	44 week	45 week	46 week	47 week	48 week	TREND
TBS	6000 mts / sshex	14	15	14,75	13	14	STABLE
N. AFRICA	6000 mts / sshex	22	23	21	19	19	DOWN
WMED range	6000 mts / sshex	19,50	20	19	18	17,75	DOWN
EMED range	6000 mts / sshex	21	22	18,25	17,50	20	DOWN
CONTINENT	6000 mts / sshex	25	27	25	24	24,50	STABLE
PG	6000 mts / sshex	32	28	29	29	31	UP






 @sealinesltd
 
 sealines.ltd

For more information please visit our website www.sealines.su

This report is performed to the best of our knowledge based on the market conditions prevailing at the time mentioned. The report relates solely to the date/place referred to and we emphasize that it is a statement of information collected from various market sources. All particulars above are from information given to us and such information as we have been able to obtain from relevant references in our possession but we can accept no responsibility and we bear no liability for any loss or damage incurred to any persons acting upon this report.