

DRY CARGO SHORT SEA FREIGHT MARKET REPORT / WEEK 47 AZOV SEA

Freight rates in USD pmt FIOST for 3000/5000 mts of wheat, sf 47' from Azov port							
Destinations	BSS L/D RATES	43 week	44 week	45 week	46 week	47 week	TREND
Georgia	1000 mts / sshex	21	25	26	25	22	Down
TBS	1000 mts / sshex	21	25	26	25	22	Down
Marmara	1000 mts / sshex	23	27	28	27	24	Down
Izmir	1000 mts / sshex	26	30	31	30	27	Down
EC Greece	1000 mts / sshex	27	31	32	31	28	Down
WC Greece	1000 mts / sshex	29	33	34	33	30	Down
Mersin	1000 mts / sshex	33	38	39	38	37	Down
Famagusta	1000 mts / sshex	33	39	40	39	38	Down
Lebanon	1000 mts / sshex	39	39	40	40	38	Down
Israel	1000 mts / sshex	40	40	41	40	38	Down
Egypt	1000 mts / fhex	38	39	40	39	38	Down
Durres	1000 mts / sshex	32	36	37	36	36	Stable
EC Italy	1000 mts / sshex	36	43	44	42	40	Down
WC Italy	1000 mts / sshex	37	44	45	43	41	Down
Sardegna	1000 mts / sshex	38	45	46	44	42	Down

Notes: Rostov AB - 1 \$ more; BB - same price; Yeisk/Taganrog - 1 \$ less; Temruk - 3 \$ less

DRY CARGO SHORT SEA FREIGHT MARKET REPORT / WEEK 47 CASPIAN SEA

Freight rates in USD pmt FIOST for 3000/5000 mts of corn, 49' to N.I.P.							
From	BSS L/D RATES	43 week	44 week	45 week	46 week	47 week	TREND
Aktau	1000 mts / sshex	17	17	17	17	17	Stable
Makhachkala	1000 mts / sshex	18-19	19-20	19-20	19	19	Stable
Astrakhan	1000 mts / sshex	22-23	22-23	21-22	20-21	21	Stable

For more information please visit our website www.sealines.su






 @sealinesltd
 
 sealines.ltd

This report is performed to the best of our knowledge based on the market conditions prevailing at the time mentioned. The report relates solely to the date/place referred to and we emphasize that it is a statement of information collected from various market sources. All particulars above are from information given to us and such information as we have been able to obtain from relevant references in our possession but we can accept no responsibility and we bear no liability for any loss or damage incurred to any persons acting upon this report.

DRY CARGO SHORT SEA FREIGHT MARKET REPORT / WEEK 47 BALTIC SEA

Freight rates in EUR pmt FIOST for 3000/5000 mts of dwt/bulk cgo, from Ust-Luga port							
Destinations	BSS L/D RATES	43 week	44 week	45 week	46 week	47 week	TREND
Klaipeda	1000 mts / sshex	14	15,50	15	15,50	15	Down
Liepaja	1000 mts / sshex	14	15	14,75	15	15	Stable
Riga/Stockh	1000 mts / sshex	10	14	14	13,75	13	Down
Tallin/Helsin	1000 mts / sshex	11	12	12	12,75	12	Down
Rostok	1000 mts / sshex	15	15,50	16,25	16,50	17	Up
Lubeck	1000 mts / sshex	15,50	15,50	15,75	18	17,50	Down
Flensburg	1000 mts / sshex	19	15,75	16,50	17	18	Up
Hamburg	1000 mts / sshex	19,50	19,75	21,25	23	24	Up
Bremerha	1000 mts / sshex	22	21	22	24,50	25	Up
ARAG	1000 mts / sshex	25	26	26	27	28	Up
Edinburgh	1000 mts / sshex	30	31	35	37	35	Down
Dublin	1000 mts / sshex	33	34	36	38	37	Down


For more information please visit our website www.sealines.su







This report is performed to the best of our knowledge based on the market conditions prevailing at the time mentioned. The report relates solely to the date/place referred to and we emphasize that it is a statement of information collected from various market sources. All particulars above are from information given to us and such information as we have been able to obtain from relevant references in our possession but we can accept no responsibility and we bear no liability for any loss or damage incurred to any persons acting upon this report.

DRY CARGO DEEP SEA FREIGHT MARKET REPORT / WEEK 47
DEEP SEA FREIGHT MARKET REPORT

Freight rates in USD pmt FIOST for 30000/35000 mts of dwt/bulk cgo, sf 47' from Novorossiysk port							
Destinations	BSS L/D RATES	43 week	44 week	45 week	46 week	47 week	TREND
TBS	6000 mts / sshex	13,50	14	15	14,75	13	DOWN
N. AFRICA	6000 mts / sshex	22,50	22	23	21	19	DOWN
WMED range	6000 mts / sshex	19	19,50	20	19	18	DOWN
EMED range	6000 mts / sshex	20	21	22	18,25	17,50	DOWN
CONTINENT	6000 mts / sshex	26	25	27	25	24	DOWN
PG	6000 mts / sshex	34	32	28	29	29	STABLE






 @sealinesltd
 
 sealines.ltd

For more information please visit our website www.sealines.su

This report is performed to the best of our knowledge based on the market conditions prevailing at the time mentioned. The report relates solely to the date/place referred to and we emphasize that it is a statement of information collected from various market sources. All particulars above are from information given to us and such information as we have been able to obtain from relevant references in our possession but we can accept no responsibility and we bear no liability for any loss or damage incurred to any persons acting upon this report.

DRY CARGO DEEP SEA FREIGHT MARKET REPORT / WEEK 47

DEEP SEA FREIGHT MARKET REPORT

Freight rates in USD pmt FIOST for 30000/35000 mts of dwt/bulk cgo, from Ust-Luga port							
Destinations	BSS L/D RATES	43 week	44 week	45 week	46 week	47 week	TREND
CONTINENT	6000 mts / sshex	20	17,75	17	16	16	STABLE
ARAG	6000 mts / sshex	23	18,50	19	17	17,50	STABLE
WMED range	6000 mts / sshex	27	27	26,50	29	30	UP
EMED range	6000 mts / sshex	31	31	32	31	32	UP
BLACK SEA	6000 mts / sshex	33	33,50	35	33,75	35	UP
PG	6000 mts / sshex	29	30	29	33	35	UP






 @sealinesltd
 
 sealines.ltd

For more information please visit our website www.sealines.su

This report is performed to the best of our knowledge based on the market conditions prevailing at the time mentioned. The report relates solely to the date/place referred to and we emphasize that it is a statement of information collected from various market sources. All particulars above are from information given to us and such information as we have been able to obtain from relevant references in our possession but we can accept no responsibility and we bear no liability for any loss or damage incurred to any persons acting upon this report.