

DRY CARGO SHORT SEA FREIGHT MARKET REPORT / WEEK 46 BALTIC SEA

Freight rates in EUR pmt FIOST for 3000/5000 mts of dwt/bulk cgo, from Ust-Luga port							
Destinations	BSS L/D RATES	42 week	43 week	44 week	45 week	46 week	TREND
Klaipeda	1000 mts / sshex	13,50	14	15,50	15	15,50	Up
Liepaja	1000 mts / sshex	14	14	15	14,75	15	Up
Riga/Stockh	1000 mts / sshex	15,50	10	14	14	13,75	Down
Tallin/Helsin	1000 mts / sshex	13	11	12	12	12,75	Up
Rostok	1000 mts / sshex	20	15	15,50	16,25	16,50	Up
Lubeck	1000 mts / sshex	20	15,50	15,50	15,75	18	Up
Flensburg	1000 mts / sshex	21	19	15,75	16,50	17	Up
Hamburg	1000 mts / sshex	23	19,50	19,75	21,25	23	Up
Bremerha	1000 mts / sshex	25	22	21	22	24,50	Up
ARAG	1000 mts / sshex	27	25	26	26	27	Up
Edinburgh	1000 mts / sshex	33	30	31	35	37	Up
Dublin	1000 mts / sshex	35	33	34	36	38	Up

For more information please visit our website www.sealines.su



This report is performed to the best of our knowledge based on the market conditions prevailing at the time mentioned. The report relates solely to the date/place referred to and we emphasize that it is a statement of information collected from various market sources. All particulars above are from information given to us and such information as we have been able to obtain from relevant references in our possession but we can accept no responsibility and we bear no liability for any loss or damage incurred to any persons acting upon this report.

DRY CARGO DEEP SEA FREIGHT MARKET REPORT / WEEK 46
DEEP SEA FREIGHT MARKET REPORT

Freight rates in USD pmt FIOST for 30000/35000 mts of dwt/bulk cgo, from Ust-Luga port							
Destinations	BSS L/D RATES	42 week	43 week	44 week	45 week	46 week	TREND
CONTINENT	6000 mts / sshex	17	20	17,75	17	16	DOWN
ARAG	6000 mts / sshex	20	23	18,50	19	17	DOWN
WMED range	6000 mts / sshex	26	27	27	26,50	29	UP
EMED range	6000 mts / sshex	27	31	31	32	31	DOWN
BLACK SEA	6000 mts / sshex	29	33	33,50	35	33,75	DOWN
PG	6000 mts / sshex	25	29	30	29	33	UP







 @sealinesltd
 
 sealines.ltd





For more information please visit our website www.sealines.su

This report is performed to the best of our knowledge based on the market conditions prevailing at the time mentioned. The report relates solely to the date/place referred to and we emphasize that it is a statement of information collected from various market sources. All particulars above are from information given to us and such information as we have been able to obtain from relevant references in our possession but we can accept no responsibility and we bear no liability for any loss or damage incurred to any persons acting upon this report.

DRY CARGO DEEP SEA FREIGHT MARKET REPORT / WEEK 46
DEEP SEA FREIGHT MARKET REPORT

Freight rates in USD pmt FIOST for 30000/35000 mts of dwt/bulk cgo, sf 47' from Novorossiysk port							
Destinations	BSS L/D RATES	42 week	43 week	44 week	45 week	46 week	TREND
TBS	6000 mts / sshex	13	13,50	14	15	14,75	STABLE
N. AFRICA	6000 mts / sshex	21	22,50	22	23	21	DOWN
WMED range	6000 mts / sshex	17	19	19,50	20	19	DOWN
EMED range	6000 mts / sshex	17,50	20	21	22	18,25	DOWN
CONTINENT	6000 mts / sshex	24	26	25	27	25	DOWN
PG	6000 mts / sshex	32	34	32	28	29	STABLE






 @sealinesltd
 
 sealines.ltd

For more information please visit our website www.sealines.su

This report is performed to the best of our knowledge based on the market conditions prevailing at the time mentioned. The report relates solely to the date/place referred to and we emphasize that it is a statement of information collected from various market sources. All particulars above are from information given to us and such information as we have been able to obtain from relevant references in our possession but we can accept no responsibility and we bear no liability for any loss or damage incurred to any persons acting upon this report.

DRY CARGO SHORT SEA FREIGHT MARKET REPORT / WEEK 46

AZOV SEA

Freight rates in USD pmt FIOST for 3000/5000 mts of wheat, sf 47' from Azov port							
Destinations	BSS L/D RATES	42 week	43 week	44 week	45 week	46 week	TREND
Georgia	1000 mts / sshex	17	21	25	26	25	Down
TBS	1000 mts / sshex	17	21	25	26	25	Down
Marmara	1000 mts / sshex	19	23	27	28	27	Down
Izmir	1000 mts / sshex	22	26	30	31	30	Down
EC Greece	1000 mts / sshex	23	27	31	32	31	Down
WC Greece	1000 mts / sshex	25	29	33	34	33	Down
Mersin	1000 mts / sshex	31	33	38	39	38	Down
Famagusta	1000 mts / sshex	31	33	39	40	39	Down
Lebanon	1000 mts / sshex	36	39	39	40	40	Stable
Israel	1000 mts / sshex	35	40	40	41	40	Down
Egypt	1000 mts / fhex	32	38	39	40	39	Down
Durres	1000 mts / sshex	30	32	36	37	36	Down
EC Italy	1000 mts / sshex	37	36	43	44	42	Down
WC Italy	1000 mts / sshex	38	37	44	45	43	Down
Sardegna	1000 mts / sshex	40	38	45	46	44	Down

Notes: Rostov AB - 1 \$ more; BB - same price; Yeisk/Taganrog - 1 \$ less; Temruk - 3 \$ less

DRY CARGO SHORT SEA FREIGHT MARKET REPORT / WEEK 46

CASPIAN SEA

Freight rates in USD pmt FIOST for 3000/5000 mts of corn, 49' to N.I.P.							
From	BSS L/D RATES	42 week	43 week	44 week	45 week	46 week	TREND
Aktau	1000 mts / sshex	16	17	17	17	17	Stable
Makhachkala	1000 mts / sshex	17	18-19	19-20	19-20	19	Stable
Astrakhan	1000 mts / sshex	21-22	22-23	22-23	21-22	20-21	Down

For more information please visit our website www.sealines.su






 @sealinesltd
 
 sealines.ltd

This report is performed to the best of our knowledge based on the market conditions prevailing at the time mentioned. The report relates solely to the date/place referred to and we emphasize that it is a statement of information collected from various market sources. All particulars above are from information given to us and such information as we have been able to obtain from relevant references in our possession but we can accept no responsibility and we bear no liability for any loss or damage incurred to any persons acting upon this report.