

DRY CARGO SHORT SEA FREIGHT MARKET REPORT / WEEK 52

AZOV SEA

Freight rates in USD pmt FIOST for 3000/5000 mts of wheat, sf 47' from Azov port							
Destinations	BSS L/D RATES	48 week	49 week	50 week	51 week	52 week	TREND
Georgia	1000 mts / sshex	23	21	21	22	23	Up
TBS	1000 mts / sshex	23	21	21	22	23	Up
Marmara	1000 mts / sshex	25	23	23	24	25	Up
Izmir	1000 mts / sshex	28	26	26	27	28	Up
EC Greece	1000 mts / sshex	29	27	27	28	29	Up
WC Greece	1000 mts / sshex	31	29	29	30	31	Up
Mersin	1000 mts / sshex	39	36	36	37	38	Up
Famagusta	1000 mts / sshex	40	37	37	38	39	Up
Lebanon	1000 mts / sshex	40	38	38	39	40	Up
Israel	1000 mts / sshex	40	38	38	39	40	Up
Egypt	1000 mts / fhex	40	38	38	39	40	Up
Durres	1000 mts / sshex	38	37	37	38	39	Up
EC Italy	1000 mts / sshex	41	40	40	41	42	Up
WC Italy	1000 mts / sshex	42	41	41	42	43	Up
Sardegna	1000 mts / sshex	43	42	42	43	44	Up

Notes: Rostov AB - 1 \$ more; BB - same price; Yeisk/Taganrog - 1 \$ less; Temruk - 3 \$ less

DRY CARGO SHORT SEA FREIGHT MARKET REPORT / WEEK 52

CASPIAN SEA

Freight rates in USD pmt FIOST for 3000/5000 mts of corn, 49' to N.I.P.							
From	BSS L/D RATES	48 week	49 week	50 week	51 week	52 week	TREND
Aktau	1000 mts / sshex	16	16	21	21	21	Stable
Makhachkala	1000 mts / sshex	18	18	23	23	23	Stable
Astrakhan	1000 mts / sshex	20	20	25	25	25	Stable

For more information please visit our website www.sealines.su






 @sealinesltd
 
 sealines.ltd

This report is performed to the best of our knowledge based on the market conditions prevailing at the time mentioned. The report relates solely to the date/place referred to and we emphasize that it is a statement of information collected from various market sources. All particulars above are from information given to us and such information as we have been able to obtain from relevant references in our possession but we can accept no responsibility and we bear no liability for any loss or damage incurred to any persons acting upon this report.

DRY CARGO SHORT SEA FREIGHT MARKET REPORT / WEEK 52

BALTIC SEA

Freight rates in EUR pmt FIOST for 3000/5000 mts of dwt/bulk cgo, from Ust-Luga port							
Destinations	BSS L/D RATES	48 week	49 week	50 week	51 week	52 week	TREND
Klaipeda	1000 mts / sshex	16	17	19	19,75	19,75	Up
Liepaja	1000 mts / sshex	15,50	16,50	17,50	18,25	18,25	Up
Riga/Stockh	1000 mts / sshex	13,50	14,50	15,25	17,50	18	Up
Tallin/Helsin	1000 mts / sshex	12,50	13,50	14	16	15,75	Up
Rostok	1000 mts / sshex	18,75	19	21	23	24	Up
Lubeck	1000 mts / sshex	19	20	22	24,75	24,75	Up
Flensburg	1000 mts / sshex	20,50	21,50	23	25,50	25,75	Up
Hamburg	1000 mts / sshex	24,75	25,50	27	29	29	Up
Bremerha	1000 mts / sshex	25,50	26	28,50	29,75	30	Up
ARAG	1000 mts / sshex	28	29	30	33	33	Up
Edinburgh	1000 mts / sshex	36,50	37,25	39	40	40	Up
Dublin	1000 mts / sshex	37	39	41	41	41	STABLE

For more information please visit our website www.sealines.su



This report is performed to the best of our knowledge based on the market conditions prevailing at the time mentioned. The report relates solely to the date/place referred to and we emphasize that it is a statement of information collected from various market sources. All particulars above are from information given to us and such information as we have been able to obtain from relevant references in our possession but we can accept no responsibility and we bear no liability for any loss or damage incurred to any persons acting upon this report.

DRY CARGO DEEP SEA FREIGHT MARKET REPORT / WEEK 52
DEEP SEA FREIGHT MARKET REPORT

Freight rates in USD pmt FIOST for 30000/35000 mts of dwt/bulk cgo, from Ust-Luga port							
Destinations	BSS L/D RATES	48 week	49 week	50 week	51 week	52 week	TREND
CONTINENT	6000 mts / sshex	15	16,25	17,75	18	18	UP
ARAG	6000 mts / sshex	16,50	17,50	19	19	19,25	UP
WMED range	6000 mts / sshex	27	27	29	31	31	UP
EMED range	6000 mts / sshex	29	31	33	33,50	33	UP
BLACK SEA	6000 mts / sshex	31	33	35,75	36	37	UP
PG	6000 mts / sshex	37	39	41	42	41,50	UP












 @sealinesltd
 
 sealines.ltd

For more information please visit our website www.sealines.su

This report is performed to the best of our knowledge based on the market conditions prevailing at the time mentioned. The report relates solely to the date/place referred to and we emphasize that it is a statement of information collected from various market sources. All particulars above are from information given to us and such information as we have been able to obtain from relevant references in our possession but we can accept no responsibility and we bear no liability for any loss or damage incurred to any persons acting upon this report.

DRY CARGO DEEP SEA FREIGHT MARKET REPORT / WEEK 52
DEEP SEA FREIGHT MARKET REPORT

Freight rates in USD pmt FIOST for 30000/35000 mts of dwt/bulk cgo, sf 47' from Novorossiysk port							
Destinations	BSS L/D RATES	48 week	49 week	50 week	51 week	52 week	TREND
TBS	6000 mts / sshex	14	15,75	16,25	16,50	17	UP
N. AFRICA	6000 mts / sshex	19	20,25	21	23	23,50	UP
WMED range	6000 mts / sshex	20	21	22	24	26	UP
EMED range	6000 mts / sshex	17,25	19	19,50	22,25	23	UP
CONTINENT	6000 mts / sshex	24,50	25	27	27,25	28,25	UP
PG	6000 mts / sshex	31	35	38	41	41,25	UP






 @sealinesltd
 
 sealines.ltd

For more information please visit our website www.sealines.su

This report is performed to the best of our knowledge based on the market conditions prevailing at the time mentioned. The report relates solely to the date/place referred to and we emphasize that it is a statement of information collected from various market sources. All particulars above are from information given to us and such information as we have been able to obtain from relevant references in our possession but we can accept no responsibility and we bear no liability for any loss or damage incurred to any persons acting upon this report.