

DRY CARGO SHORT SEA FREIGHT MARKET REPORT / WEEK 53

AZOV SEA

Freight rates in USD pmt FIOST for 3000/5000 mts of wheat, sf 47' from Azov port							
Destinations	BSS L/D RATES	49 week	50 week	51 week	52 week	53 week	TREND
Georgia	1000 mts / sshex	21	21	22	23	23	Stable
TBS	1000 mts / sshex	21	21	22	23	23	Stable
Marmara	1000 mts / sshex	23	23	24	25	25	Stable
Izmir	1000 mts / sshex	26	26	27	28	28	Stable
EC Greece	1000 mts / sshex	27	27	28	29	29	Stable
WC Greece	1000 mts / sshex	29	29	30	31	31	Stable
Mersin	1000 mts / sshex	36	36	37	38	38	Stable
Famagusta	1000 mts / sshex	37	37	38	39	39	Stable
Lebanon	1000 mts / sshex	38	38	39	40	40	Stable
Israel	1000 mts / sshex	38	38	39	40	40	Stable
Egypt	1000 mts / fhex	38	38	39	40	40	Stable
Durres	1000 mts / sshex	37	37	38	39	40	Up
EC Italy	1000 mts / sshex	40	40	41	42	43	Up
WC Italy	1000 mts / sshex	41	41	42	43	44	Up
Sardegna	1000 mts / sshex	42	42	43	44	45	Up

Notes: Rostov AB - 1 \$ more; BB - same price; Yeisk/Taganrog - 1 \$ less; Temruk - 3 \$ less

DRY CARGO SHORT SEA FREIGHT MARKET REPORT / WEEK 53

CASPIAN SEA

Freight rates in USD pmt FIOST for 3000/5000 mts of corn, 49' to N.I.P.							
From	BSS L/D RATES	49 week	50 week	51 week	52 week	53 week	TREND
Aktau	1000 mts / sshex	16	21	21	21	22	Up
Makhachkala	1000 mts / sshex	18	23	23	23	24	Up
Astrakhan	1000 mts / sshex	20	25	25	25	26	Up

For more information please visit our website www.sealines.su






 @sealinesltd
 
 sealines.ltd

This report is performed to the best of our knowledge based on the market conditions prevailing at the time mentioned. The report relates solely to the date/place referred to and we emphasize that it is a statement of information collected from various market sources. All particulars above are from information given to us and such information as we have been able to obtain from relevant references in our possession but we can accept no responsibility and we bear no liability for any loss or damage incurred to any persons acting upon this report.

DRY CARGO SHORT SEA FREIGHT MARKET REPORT / WEEK 53

BALTIC SEA

Freight rates in EUR pmt FIOST for 3000/5000 mts of dwt/bulk cgo, from Ust-Luga port							
Destinations	BSS L/D RATES	49 week	50 week	51 week	52 week	53 week	TREND
Klaipeda	1000 mts / sshex	17	19	19,75	19,75	18,50	Down
Liepaja	1000 mts / sshex	16,50	17,50	18,25	18,25	17,50	Down
Riga/Stockh	1000 mts / sshex	14,50	15,25	17,50	18	17	Down
Tallin/Helsin	1000 mts / sshex	13,50	14	16	15,75	15	Down
Rostok	1000 mts / sshex	19	21	23	24	22,75	Down
Lubeck	1000 mts / sshex	20	22	24,75	24,75	24	Down
Flensburg	1000 mts / sshex	21,50	23	25,50	25,75	25	Down
Hamburg	1000 mts / sshex	25,50	27	29	29	29	Stable
Bremerha	1000 mts / sshex	26	28,50	29,75	30	29,75	Down
ARAG	1000 mts / sshex	29	30	33	33	31	Down
Edinburgh	1000 mts / sshex	37,25	39	40	40	39	Down
Dublin	1000 mts / sshex	39	41	41	41	40,25	Down

For more information please visit our website www.sealines.su



This report is performed to the best of our knowledge based on the market conditions prevailing at the time mentioned. The report relates solely to the date/place referred to and we emphasize that it is a statement of information collected from various market sources. All particulars above are from information given to us and such information as we have been able to obtain from relevant references in our possession but we can accept no responsibility and we bear no liability for any loss or damage incurred to any persons acting upon this report.

DRY CARGO DEEP SEA FREIGHT MARKET REPORT / WEEK 53

DEEP SEA FREIGHT MARKET REPORT

Freight rates in USD pmt FIOST for 30000/35000 mts of dwt/bulk cgo, from Ust-Luga port							
Destinations	BSS L/D RATES	49 week	50 week	51 week	52 week	53 week	TREND
CONTINENT	6000 mts / sshex	16,25	17,75	18	18	17,50	DOWN
ARAG	6000 mts / sshex	17,50	19	19	19,25	18,50	DOWN
WMED range	6000 mts / sshex	27	29	31	31	30	DOWN
EMED range	6000 mts / sshex	31	33	33,50	33	32,50	DOWN
BLACK SEA	6000 mts / sshex	33	35,75	36	37	36	DOWN
PG	6000 mts / sshex	39	41	42	41,50	41	DOWN












 @sealinesltd
 
 sealines.ltd

For more information please visit our website www.sealines.su

This report is performed to the best of our knowledge based on the market conditions prevailing at the time mentioned. The report relates solely to the date/place referred to and we emphasize that it is a statement of information collected from various market sources. All particulars above are from information given to us and such information as we have been able to obtain from relevant references in our possession but we can accept no responsibility and we bear no liability for any loss or damage incurred to any persons acting upon this report.

DRY CARGO DEEP SEA FREIGHT MARKET REPORT / WEEK 53
DEEP SEA FREIGHT MARKET REPORT

Freight rates in USD pmt FIOST for 30000/35000 mts of dwt/bulk cgo, sf 47' from Novorossiysk port							
Destinations	BSS L/D RATES	49 week	50 week	51 week	52 week	53 week	TREND
TBS	6000 mts / sshex	15,75	16,25	16,50	17	15	DOWN
N. AFRICA	6000 mts / sshex	20,25	21	23	23,50	21,25	DOWN
WMED range	6000 mts / sshex	21	22	24	26	24	DOWN
EMED range	6000 mts / sshex	19	19,50	22,25	23	22,50	DOWN
CONTINENT	6000 mts / sshex	25	27	27,25	28,25	28	STABLE
PG	6000 mts / sshex	35	38	41	41,25	42	UP






 @sealinesltd
 
 sealines.ltd

For more information please visit our website www.sealines.su

This report is performed to the best of our knowledge based on the market conditions prevailing at the time mentioned. The report relates solely to the date/place referred to and we emphasize that it is a statement of information collected from various market sources. All particulars above are from information given to us and such information as we have been able to obtain from relevant references in our possession but we can accept no responsibility and we bear no liability for any loss or damage incurred to any persons acting upon this report.