

DRY CARGO SHORT SEA FREIGHT MARKET REPORT / WEEK 49

AZOV SEA

Freight rates in USD pmt FIOST for 3000/5000 mts of wheat, sf 47' from Azov port							
Destinations	BSS L/D RATES	45 week	46 week	47 week	48 week	49 week	TREND
Georgia	1000 mts / sshex	26	25	22	23	21	Down
TBS	1000 mts / sshex	26	25	22	23	21	Down
Marmara	1000 mts / sshex	28	27	24	25	23	Down
Izmir	1000 mts / sshex	31	30	27	28	26	Down
EC Greece	1000 mts / sshex	32	31	28	29	27	Down
WC Greece	1000 mts / sshex	34	33	30	31	29	Down
Mersin	1000 mts / sshex	39	38	37	39	36	Down
Famagusta	1000 mts / sshex	40	39	38	40	37	Down
Lebanon	1000 mts / sshex	40	40	38	40	38	Down
Israel	1000 mts / sshex	41	40	38	40	38	Down
Egypt	1000 mts / fhex	40	39	38	40	38	Down
Durres	1000 mts / sshex	37	36	36	38	37	Down
EC Italy	1000 mts / sshex	44	42	40	41	40	Down
WC Italy	1000 mts / sshex	45	43	41	42	41	Down
Sardegna	1000 mts / sshex	46	44	42	43	42	Down

Notes: Rostov AB - 1 \$ more; BB - same price; Yeisk/Taganrog - 1 \$ less; Temruk - 3 \$ less

DRY CARGO SHORT SEA FREIGHT MARKET REPORT / WEEK 49

CASPIAN SEA

Freight rates in USD pmt FIOST for 3000/5000 mts of corn, 49' to N.I.P.							
From	BSS L/D RATES	45 week	46 week	47 week	48 week	49 week	TREND
Aktau	1000 mts / sshex	17	17	17	16	16	Stable
Makhachkala	1000 mts / sshex	19-20	19	19	18	18	Stable
Astrakhan	1000 mts / sshex	21-22	20-21	21	20	20	Stable

For more information please visit our website www.sealines.su






 @sealinesltd
 
 sealines.ltd

This report is performed to the best of our knowledge based on the market conditions prevailing at the time mentioned. The report relates solely to the date/place referred to and we emphasize that it is a statement of information collected from various market sources. All particulars above are from information given to us and such information as we have been able to obtain from relevant references in our possession but we can accept no responsibility and we bear no liability for any loss or damage incurred to any persons acting upon this report.

DRY CARGO SHORT SEA FREIGHT MARKET REPORT / WEEK 49 BALTIC SEA

Freight rates in EUR pmt FIOST for 3000/5000 mts of dwt/bulk cgo, from Ust-Luga port							
Destinations	BSS L/D RATES	45 week	46 week	47 week	48 week	49 week	TREND
Klaipeda	1000 mts / sshex	15	15,50	15	16	17	Up
Liepaja	1000 mts / sshex	14,75	15	15	15,50	16,50	Up
Riga/Stockh	1000 mts / sshex	14	13,75	13	13,50	14,50	Up
Tallin/Helsin	1000 mts / sshex	12	12,75	12	12,50	13,50	Up
Rostok	1000 mts / sshex	16,25	16,50	17	18,75	19	Up
Lubeck	1000 mts / sshex	15,75	18	17,50	19	20	Up
Flensburg	1000 mts / sshex	16,50	17	18	20,50	21,25	Up
Hamburg	1000 mts / sshex	21,25	23	24	24,75	25,50	Up
Bremerha	1000 mts / sshex	22	24,50	25	25,50	26	Up
ARAG	1000 mts / sshex	26	27	28	28	29	Up
Edinburgh	1000 mts / sshex	35	37	35	36,50	37,25	Up
Dublin	1000 mts / sshex	36	38	37	37	39	Up

For more information please visit our website www.sealines.su



This report is performed to the best of our knowledge based on the market conditions prevailing at the time mentioned. The report relates solely to the date/place referred to and we emphasize that it is a statement of information collected from various market sources. All particulars above are from information given to us and such information as we have been able to obtain from relevant references in our possession but we can accept no responsibility and we bear no liability for any loss or damage incurred to any persons acting upon this report.

DRY CARGO DEEP SEA FREIGHT MARKET REPORT / WEEK 49
DEEP SEA FREIGHT MARKET REPORT

Freight rates in USD pmt FIOST for 30000/35000 mts of dwt/bulk cgo, from Ust-Luga port							
Destinations	BSS L/D RATES	45 week	46 week	47 week	48 week	49 week	TREND
CONTINENT	6000 mts / sshex	17	16	16	15	16,25	UP
ARAG	6000 mts / sshex	19	17	17,50	16,50	17,50	UP
WMED range	6000 mts / sshex	26,50	29	30	27	27	UP
EMED range	6000 mts / sshex	32	31	32	29	31	UP
BLACK SEA	6000 mts / sshex	25	22,75	35	31	33	UP
PG	6000 mts / sshex	29	33	35	37	39	UP



@sealinesltd





sealines.ltd



 For more information please visit our website www.sealines.su

This report is performed to the best of our knowledge based on the market conditions prevailing at the time mentioned. The report relates solely to the date/place referred to and we emphasize that it is a statement of information collected from various market sources. All particulars above are from information given to us and such information as we have been able to obtain from relevant references in our possession but we can accept no responsibility and we bear no liability for any loss or damage incurred to any persons acting upon this report.

DRY CARGO DEEP SEA FREIGHT MARKET REPORT / WEEK 49
DEEP SEA FREIGHT MARKET REPORT

Freight rates in USD pmt FIOST for 30000/35000 mts of dwt/bulk cgo, sf 47' from Novorossiysk port							
Destinations	BSS L/D RATES	45 week	46 week	47 week	48 week	49 week	TREND
TBS	6000 mts / sshex	15	14,75	13	14	15,75	UP
N. AFRICA	6000 mts / sshex	23	21	19	19	20.25	UP
WMED range	6000 mts / sshex	22	18,25	17,50	20	21	UP
EMED range	6000 mts / sshex	21	20	17	17,25	19	UP
CONTINENT	6000 mts / sshex	27	25	24	24,50	25	UP
PG	6000 mts / sshex	28	29	29	31	35	UP



 @sealinesltd
 
 sealines.ltd

For more information please visit our website www.sealines.su

This report is performed to the best of our knowledge based on the market conditions prevailing at the time mentioned. The report relates solely to the date/place referred to and we emphasize that it is a statement of information collected from various market sources. All particulars above are from information given to us and such information as we have been able to obtain from relevant references in our possession but we can accept no responsibility and we bear no liability for any loss or damage incurred to any persons acting upon this report.