

### DRY CARGO SHORT SEA FREIGHT MARKET REPORT / WEEK 51 AZOV SEA

Freight rates in USD pmt FIOST for 3000/5000 mts of wheat, sf 47' from Azov port							
Destinations	BSS L/D RATES	47 week	48 week	49 week	50 week	51 week	TREND
Georgia	1000 mts / sshex	22	23	21	21	22	Up
TBS	1000 mts / sshex	22	23	21	21	22	Up
Marmara	1000 mts / sshex	24	25	23	23	24	Up
Izmir	1000 mts / sshex	27	28	26	26	27	Up
EC Greece	1000 mts / sshex	28	29	27	27	28	Up
WC Greece	1000 mts / sshex	30	31	29	29	30	Up
Mersin	1000 mts / sshex	37	39	36	36	37	Up
Famagusta	1000 mts / sshex	38	40	37	37	38	Up
Lebanon	1000 mts / sshex	38	40	38	38	39	Up
Israel	1000 mts / sshex	38	40	38	38	39	Up
Egypt	1000 mts / fhex	38	40	38	38	39	Up
Durres	1000 mts / sshex	36	38	37	37	38	Up
EC Italy	1000 mts / sshex	40	41	40	40	41	Up
WC Italy	1000 mts / sshex	41	42	41	41	42	Up
Sardegna	1000 mts / sshex	42	43	42	42	43	Up

Notes: Rostov AB - 1 \$ more; BB - same price; Yeisk/Taganrog - 1 \$ less; Temruk - 3 \$ less

### DRY CARGO SHORT SEA FREIGHT MARKET REPORT / WEEK 51 CASPIAN SEA

Freight rates in USD pmt FIOST for 3000/5000 mts of corn, 49' to N.I.P.							
From	BSS L/D RATES	47 week	48 week	49 week	50 week	51 week	TREND
Aktau	1000 mts / sshex	17	16	16	21	21	Stable
Makhachkala	1000 mts / sshex	19	18	18	23	23	Stable
Astrakhan	1000 mts / sshex	21	20	20	25	25	Stable

For more information please visit our website [www.sealines.su](http://www.sealines.su)






 @sealinesltd
 
 sealines.ltd

This report is performed to the best of our knowledge based on the market conditions prevailing at the time mentioned. The report relates solely to the date/place referred to and we emphasize that it is a statement of information collected from various market sources. All particulars above are from information given to us and such information as we have been able to obtain from relevant references in our possession but we can accept no responsibility and we bear no liability for any loss or damage incurred to any persons acting upon this report.

## DRY CARGO SHORT SEA FREIGHT MARKET REPORT / WEEK 51

### BALTIC SEA

Freight rates in EUR pmt FIOST for 3000/5000 mts of dwt/bulk cgo, from Ust-Luga port							
Destinations	BSS L/D RATES	47 week	48 week	49 week	50 week	51 week	TREND
Klaipeda	1000 mts / sshex	15	16	17	19	19,75	Up
Liepaja	1000 mts / sshex	15	15,50	16,50	17,50	18,25	Up
Riga/Stockh	1000 mts / sshex	13	13,50	14,50	15,25	17,50	Up
Tallin/Helsin	1000 mts / sshex	12	12,50	13,50	14	16	Up
Rostok	1000 mts / sshex	17	18,75	19	21	23	Up
Lubeck	1000 mts / sshex	17,50	19	20	22	24,75	Up
Flensburg	1000 mts / sshex	18	20,50	21,50	23	25,50	Up
Hamburg	1000 mts / sshex	24	24,75	25,50	27	29	Up
Bremerha	1000 mts / sshex	25	25,50	26	28,50	29,75	Up
ARAG	1000 mts / sshex	28	28	29	30	33	Up
Edinburgh	1000 mts / sshex	35	36,50	37,25	39	40	Up
Dublin	1000 mts / sshex	37	37	39	41	41	Up

For more information please visit our website [www.sealines.su](http://www.sealines.su)



This report is performed to the best of our knowledge based on the market conditions prevailing at the time mentioned. The report relates solely to the date/place referred to and we emphasize that it is a statement of information collected from various market sources. All particulars above are from information given to us and such information as we have been able to obtain from relevant references in our possession but we can accept no responsibility and we bear no liability for any loss or damage incurred to any persons acting upon this report.

## DRY CARGO DEEP SEA FREIGHT MARKET REPORT / WEEK 51

### DEEP SEA FREIGHT MARKET REPORT

Freight rates in USD pmt FIOST for 30000/35000 mts of dwt/bulk cgo, from Ust-Luga port							
Destinations	BSS L/D RATES	47 week	48 week	49 week	50 week	51 week	TREND
<b>CONTINENT</b>	6000 mts / sshex	16	15	16,25	17,75	18	UP
<b>ARAG</b>	6000 mts / sshex	17,75	16,50	17,50	19	19	UP
<b>WMED range</b>	6000 mts / sshex	30	27	27	29	31	UP
<b>EMED range</b>	6000 mts / sshex	32	29	31	33	33,50	UP
<b>BLACK SEA</b>	6000 mts / sshex	35	31	33	35,75	36	UP
<b>PG</b>	6000 mts / sshex	35	37	39	41	42	UP






 @sealinesltd
 
 sealines.ltd

For more information please visit our website [www.sealines.su](http://www.sealines.su)





This report is performed to the best of our knowledge based on the market conditions prevailing at the time mentioned. The report relates solely to the date/place referred to and we emphasize that it is a statement of information collected from various market sources. All particulars above are from information given to us and such information as we have been able to obtain from relevant references in our possession but we can accept no responsibility and we bear no liability for any loss or damage incurred to any persons acting upon this report.



**DRY CARGO DEEP SEA FREIGHT MARKET REPORT / WEEK 51**
**DEEP SEA FREIGHT MARKET REPORT**

Freight rates in USD pmt FIOST for 30000/35000 mts of dwt/bulk cgo, sf 47' from Novorossiysk port							
Destinations	BSS L/D RATES	47 week	48 week	49 week	50 week	51 week	TREND
<b>TBS</b>	6000 mts / sshex	13	14	15,75	16,25	16,50	UP
<b>N. AFRICA</b>	6000 mts / sshex	19	19	20,25	21	23	UP
<b>WMED range</b>	6000 mts / sshex	17,50	20	21	22	24	UP
<b>EMED range</b>	6000 mts / sshex	17	17,25	19	19,50	22,25	UP
<b>CONTINENT</b>	6000 mts / sshex	24	24,50	25	27	27,25	UP
<b>PG</b>	6000 mts / sshex	29	31	35	38	41	UP






 @sealinesltd
 
 sealines.ltd

For more information please visit our website [www.sealines.su](http://www.sealines.su)

This report is performed to the best of our knowledge based on the market conditions prevailing at the time mentioned. The report relates solely to the date/place referred to and we emphasize that it is a statement of information collected from various market sources. All particulars above are from information given to us and such information as we have been able to obtain from relevant references in our possession but we can accept no responsibility and we bear no liability for any loss or damage incurred to any persons acting upon this report.