

**BLACK DEEP SEA DRY CARGO FREIGHT MARKET REPORT / WEEK 3**

Freight rates in USD pmt FIOST for 40000/50000 mts of dwt/bulk cgo, sf 47' from Novorossiysk port							
Destinations	BSS L/D RATES	52 week	53 week	1 week	2 week	3 week	TREND
<b>BSEA</b>	10000 mts / sshex	17	15	15,50	16,25	17	UP
<b>EMED range</b>	10000 mts / sshex	23	22,50	21	22	23	UP
<b>WMED range</b>	10000 mts / sshex	26	24	24,50	25	26,50	UP
<b>CASABLANCA</b>	10000 mts / sshex	29	28,50	28	28,75	30	UP
<b>INDIA</b>	10000 mts / sshex	41	45	47	49	49	UP
<b>N. CHINA</b>	10000 mts / sshex	47	49	49	51	51,50	UP

NORTH AND WESTERN EUROPE VLSFO BUNKER PRICES IN USD / MT				
BUNKER AREA	1 week	2 week	3 week	TREND
<b>ARAG</b>	390	421	409	DOWN
<b>GIBRALTAR</b>	418	435	435	UP
<b>ISTANBUL</b>	443	460	453	DOWN

BALTIC EXCHANGE DRY INDEX			
1 week	2 week	3 week	TREND
1440	1849	1761	UP

## DRY CARGO SHORT SEA FREIGHT MARKET REPORT / WEEK 3 BALTIC SEA

### Freight rates in EUR pmt FIOST for 3000/5000 mts of dwt/bulk cgo, from Ust-Luga port

Destinations	BSS L/D RATES	52 week	53 week	1 week	2 week	3 week	TREND
<b>Riga</b>	1000 mts / sshex	18	17	17	17,25	17,75	Up
<b>Gdansk</b>	1000 mts / sshex	19,75	18,50	19	19,25	19,50	Up
<b>Szczecin</b>	1000 mts / sshex	24	22,75	23	23,25	23,75	Up
<b>Flensburg</b>	1000 mts / sshex	25,75	25	24,75	25,25	25,75	Up
<b>Hamburg</b>	1000 mts / sshex	29	29	28	27,75	28	Up
<b>ARAG</b>	1000 mts / sshex	33	31	30	30,50	31	Up
<b>EAST UK</b>	1000 mts / sshex	40	30	30,50	40,25	41	Up
<b>WEST UK</b>	1000 mts / sshex	41	40	40,75	42	42,25	Up
<b>Dublin</b>	1000 mts / sshex	41	40,25	40,75	42,50	43	Up

### Freight rates in EUR pmt FIOST for 3000/5000 mts of dwt/bulk cgo, from KLAIPEDA port

Destinations	BSS L/D RATES	51 week	52 week	53 week	1 week	2 week	TREND
<b>Flensburg</b>	1000 mts / sshex	20	19	19	21	21	Stable
<b>ARAG</b>	1000 mts / sshex	24,50	24	24	23,25	23	Down
<b>WEST UK</b>	1000 mts / sshex	30	30	30,50	32	32,50	Up



### DRY CARGO SHORT SEA FREIGHT MARKET REPORT / WEEK 3 AZOV SEA







Freight rates in USD pmt FIOST for 3000/5000 mts of wheat, sf 47' from Azov port							
Destinations	BSS L/D RATES	51 week	52 week	53 week	2 week	3 week	TREND
Georgia	1000 mts / sshex	22	23	23	25	33	Up
TBS	1000 mts / sshex	22	23	23	25	33	Up
Marmara	1000 mts / sshex	24	25	25	27	35	Up
Izmir	1000 mts / sshex	27	28	28	30	38	Up
EC Greece	1000 mts / sshex	28	29	29	32	39	Up
WC Greece	1000 mts / sshex	30	31	31	34	43	Up
Mersin	1000 mts / sshex	37	38	38	40	47	Up
Famagusta	1000 mts / sshex	38	39	39	41	48	Up
Lebanon	1000 mts / sshex	39	40	40	42	49	Up
Israel	1000 mts / sshex	39	40	40	42	50	Up
Egypt	1000 mts / fhex	39	40	40	42	51	Up
Durres	1000 mts / sshex	38	39	40	41	47	Up
EC Italy	1000 mts / sshex	41	42	43	43	49	Up
WC Italy	1000 mts / sshex	42	43	44	44	51	Up
Sardegna	1000 mts / sshex	43	44	45	45	52	Up

Notes: Rostov AB - 1 \$ more; BB - same price; Yeisk/Taganrog - 1 \$ less; Temruk - 3 \$ less

### DRY CARGO SHORT SEA FREIGHT MARKET REPORT / WEEK 2 CASPIAN SEA

Freight rates in USD pmt FIOST for 3000/5000 mts of corn, 49' to N.I.P.							
From	BSS L/D RATES	51 week	52 week	53 week	2 week	3 week	TREND
Aktau	1000 mts / sshex	21	21	22	20	18	Down
Makhachkala	1000 mts / sshex	23	23	24	21	19	Down
Astrakhan	1000 mts / sshex	25	25	26	23	21	Down







For more information please visit our website [www.sealines.su](http://www.sealines.su)






 @sealinesltd
 
 sealines.ltd

This report is performed to the best of our knowledge based on the market conditions prevailing at the time mentioned. The report relates solely to the date/place referred to and we emphasize that it is a statement of information collected from various market sources. All particulars above are from information given to us and such information as we have been able to obtain from relevant references in our possession but we can accept no responsibility and we bear no liability for any loss or damage incurred to any persons acting upon this report.

**BALTIC DRY CARGO DEEP SEA FREIGHT MARKET REPORT / WEEK 3**
**BALTIC DEEP SEA FREIGHT MARKET REPORT**

Freight rates in USD pmt FIOST for 30000/40000 mts of dwt/bulk cgo, from Ust-Luga port							
Destinations	BSS L/D RATES	52 week	53 week	1 week	2 week	3 week	TREND
<b>ARAG</b>	6000 mts / sshex	19,25	18,50	19,25	19	21	UP
<b>NORTH SPAIN</b>	6000 mts / sshex	18	17,50	19	20	22,50	UP
<b>CASABLANCA</b>	6000 mts / sshex	20	19,25	20,59	20,50	23,50	UP
<b>WMED range</b>	6000 mts / sshex	31	30	27	25	28	UP
<b>EMED range</b>	6000 mts / sshex	33	32,50	32	27,50	29,75	UP
<b>BLACK SEA</b>	6000 mts / sshex	37	36	33	29	32	UP






 @sealinesltd
 
 sealines.ltd

For more information please visit our website [www.sealines.su](http://www.sealines.su)

This report is performed to the best of our knowledge based on the market conditions prevailing at the time mentioned. The report relates solely to the date/place referred to and we emphasize that it is a statement of information collected from various market sources. All particulars above are from information given to us and such information as we have been able to obtain from relevant references in our possession but we can accept no responsibility and we bear no liability for any loss or damage incurred to any persons acting upon this report.