

BLACK DEEP SEA DRY CARGO FREIGHT MARKET REPORT / WEEK 4

Freight rates in USD pmt FIOST for 40000/50000 mts of dwt/bulk cgo, sf 47' from Novorossiysk port							
Destinations	BSS L/D RATES	53 week	1 week	2 week	3 week	4 week	TREND
BSEA	10000 mts / sshex	15	15,50	16,25	17	17	UP
EMED range	10000 mts / sshex	21	22	23	23	23,50	UP
WMED range	10000 mts / sshex	24	24,50	25	26,50	27	UP
CASABLANCA	10000 mts / sshex	28,50	28	28,75	30	30	UP
INDIA	10000 mts / sshex	45	47	49	49	48,50	STABLE
N. CHINA	10000 mts / sshex	49	49	51	51,50	52	UP

NORTH AND WESTERN EUROPE VLSFO BUNKER PRICES IN USD / MT				
BUNKER AREA	1 week	2 week	3 week	TREND
ARAG	421	409	419	UP
GIBRALTAR	435	435	436	UP
ISTANBUL	460	453	450	DOWN

BALTIC EXCHANGE DRY INDEX			
1 week	2 week	3 week	TREND
1849	1761	1660	DOWN

BALTIC DRY CARGO DEEP SEA FREIGHT MARKET REPORT / WEEK 4
BALTIC DEEP SEA FREIGHT MARKET REPORT

Freight rates in USD pmt FIOST for 30000/40000 mts of dwt/bulk cgo, from Ust-Luga port							
Destinations	BSS L/D RATES	53 week	1 week	2 week	3 week	4 week	TREND
ARAG	6000 mts / sshex	18,50	19,25	19	21	22	UP
NORTH SPAIN	6000 mts / sshex	17,50	19	20	22,50	24	UP
CASABLANCA	6000 mts / sshex	19,25	20,50	20,50	23,50	25,25	UP
WMED range	6000 mts / sshex	30	27	25	28	30	UP
EMED range	6000 mts / sshex	32,50	32	27,50	29,75	31,75	UP
BLACK SEA	6000 mts / sshex	36	33	29	32	34	UP






 @sealinesltd
 
 sealines.ltd

For more information please visit our website www.sealines.su

This report is performed to the best of our knowledge based on the market conditions prevailing at the time mentioned. The report relates solely to the date/place referred to and we emphasize that it is a statement of information collected from various market sources. All particulars above are from information given to us and such information as we have been able to obtain from relevant references in our possession but we can accept no responsibility and we bear no liability for any loss or damage incurred to any persons acting upon this report.

DRY CARGO SHORT SEA FREIGHT MARKET REPORT / WEEK 4 AZOV SEA







Freight rates in USD pmt FIOST for 3000/5000 mts of wheat, sf 47' from Azov port							
Destinations	BSS L/D RATES	52 week	53 week	2 week	3 week	4 week	TREND
Georgia	1000 mts / sshex	23	23	25	33	38	Up
TBS	1000 mts / sshex	23	23	25	33	38	Up
Marmara	1000 mts / sshex	25	25	27	35	40	Up
Izmir	1000 mts / sshex	28	28	30	38	43	Up
EC Greece	1000 mts / sshex	29	29	32	39	44	Up
WC Greece	1000 mts / sshex	31	31	34	43	48	Up
Mersin	1000 mts / sshex	38	38	40	48	51	Up
Famagusta	1000 mts / sshex	39	39	41	48	52	Up
Lebanon	1000 mts / sshex	40	40	42	49	55	Up
Israel	1000 mts / sshex	40	40	42	50	58	Up
Egypt	1000 mts / fhex	40	40	42	51	56	Up
Durres	1000 mts / sshex	39	40	41	45	51	Up
EC Italy	1000 mts / sshex	42	43	43	49	54	Up
WC Italy	1000 mts / sshex	43	44	44	51	55	Up
Sardegna	1000 mts / sshex	44	45	45	52	56	Up

Notes: Rostov AB - 1 \$ more; BB - same price; Yeisk/Taganrog - 1 \$ less; Temruk - 3 \$ less

DRY CARGO SHORT SEA FREIGHT MARKET REPORT / WEEK 4 CASPIAN SEA

Freight rates in USD pmt FIOST for 3000/5000 mts of corn, 49' to N.I.P.							
From	BSS L/D RATES	52 week	53 week	2 week	3 week	4 week	TREND
Aktau	1000 mts / sshex	21	21	21	18	19	Up
Makhachkala	1000 mts / sshex	23	23	23	19	21	Up
Astrakhan	1000 mts / sshex	25	25	25	21	23	Up

For more information please visit our website www.sealines.su






 @sealinesltd
 
 sealines.ltd

This report is performed to the best of our knowledge based on the market conditions prevailing at the time mentioned. The report relates solely to the date/place referred to and we emphasize that it is a statement of information collected from various market sources. All particulars above are from information given to us and such information as we have been able to obtain from relevant references in our possession but we can accept no responsibility and we bear no liability for any loss or damage incurred to any persons acting upon this report.

DRY CARGO SHORT SEA FREIGHT MARKET REPORT / WEEK 4 BALTIC SEA

Freight rates in EUR pmt FIOST for 3000/5000 mts of dwt/bulk cgo, from Ust-Luga port

Destinations	BSS L/D RATES	53 week	1 week	2 week	3 week	4 week	TREND
Riga	1000 mts / sshex	17	17	17,25	17,75	18,50	Up
Gdansk	1000 mts / sshex	18,50	19	19,25	19,50	20	Up
Szczecin	1000 mts / sshex	22,75	23	23,25	23,75	24	Up
Flensburg	1000 mts / sshex	25	24,75	25,25	25,75	26,50	Down
Hamburg	1000 mts / sshex	29	28	27,75	28	28,75	Up
ARAG	1000 mts / sshex	31	30	30,50	31	31	Up
EAST UK	1000 mts / sshex	39	39,50	40,25	41	41	Up
WEST UK	1000 mts / sshex	40	40,75	42	42,25	42	Down
Dublin	1000 mts / sshex	40,25	40,75	42,50	43	42,50	Down

Freight rates in EUR pmt FIOST for 3000/5000 mts of dwt/bulk cgo, from KLAIPEDA port

Destinations	BSS L/D RATES	53 week	1 week	2 week	3 week	4 week	TREND
Flensburg	1000 mts / sshex	19	19	21	21	22	Up
ARAG	1000 mts / sshex	24	24	23,25	23	24	Up
WEST UK	1000 mts / sshex	30	30,50	32	32,50	32,75	Up