

**DRY CARGO SHORT SEA FREIGHT MARKET REPORT / WEEK 7
AZOV SEA**

Freight rates in USD pmt FIOST for 3000/5000 mts of wheat, sf 47' from Azov port							
Destinations	BSS L/D RATES	3 week	4 week	5 week	6 week	7 week	TREND
Georgia	1000 mts / sshex	33	38	40	31	33	UP
TBS	1000 mts / sshex	33	38	40	31	33	UP
Marmara	1000 mts / sshex	35	40	42	33	35	UP
Izmir	1000 mts / sshex	38	43	45	36	38	UP
EC Greece	1000 mts / sshex	39	44	46	37	39	UP
WC Greece	1000 mts / sshex	43	48	50	41	43	UP
Mersin	1000 mts / sshex	48	51	53	44	46	UP
Famagusta	1000 mts / sshex	48	52	54	45	47	UP
Lebanon	1000 mts / sshex	49	55	57	46	48	UP
Israel	1000 mts / sshex	50	58	60	47	48	UP
Egypt	1000 mts / fhex	51	56	58	47	48	UP
Durres	1000 mts / sshex	45	51	53	42	50	UP
EC Italy	1000 mts / sshex	49	54	55	48	51	UP
WC Italy	1000 mts / sshex	51	55	56	50	53	UP
Sardegna	1000 mts / sshex	52	56	57	51	54	UP

Notes: Rostov AB - 1 \$ more; BB - same price; Yeisk/Taganrog - 1 \$ less; Temruk - 3 \$ less

**DRY CARGO SHORT SEA FREIGHT MARKET REPORT / WEEK 7
CASPIAN SEA**

Freight rates in USD pmt FIOST for 3000/5000 mts of corn, 49' to N.I.P.							
From	BSS L/D RATES	3 week	4 week	5 week	6 week	7 week	TREND
Aktau	1000 mts / sshex	18	19	20	20	23	UP
Makhachkala	1000 mts / sshex	19	21	21	21	25	UP
Astrakhan	1000 mts / sshex	21	23	23	23	27	UP

For more information please visit our website www.sealines.su






 @sealinesltd  sealines.ltd

This report is performed to the best of our knowledge based on the market conditions prevailing at the time mentioned. The report relates solely to the date/place referred to and we emphasize that it is a statement of information collected from various market sources. All particulars above are from information given to us and such information as we have been able to obtain from relevant references in our possession but we can accept no responsibility and we bear no liability for any loss or damage incurred to any persons acting upon this report.

DRY CARGO SHORT SEA FREIGHT MARKET REPORT / WEEK 7 BALTIC SEA

Freight rates in EUR pmt FIOST for 3000/5000 mts of dwt/bulk cgo, from Ust-Luga port

Destinations	BSS L/D RATES	3 week	4 week	5 week	6 week	7 week	TREND
Riga	1000 mts / sshex	17,75	18,50	18	19	19,50	Up
Gdansk	1000 mts / sshex	19,50	20	19,25	20	21	Up
Szczecin	1000 mts / sshex	23,75	24	23,50	24,25	25	Up
Flensburg	1000 mts / sshex	25,75	26,50	26	27	27,25	Up
Hamburg	1000 mts / sshex	28	28,75	28,50	29	29,25	Up
ARAG	1000 mts / sshex	31	31	30,50	31,50	32	Up
EAST UK	1000 mts / sshex	41	41	40	41	41,25	Up
WEST UK	1000 mts / sshex	42,25	42	41	42	42,25	Up
Dublin	1000 mts / sshex	43	42,50	41,50	43	43,50	Up

Freight rates in EUR pmt FIOST for 3000/5000 mts of dwt/bulk cgo, from KLAIPEDA port

Destinations	BSS L/D RATES	3 week	4 week	5 week	6 week	7 week	TREND
Flensburg	1000 mts / sshex	21	22	22	21	21,75	Up
ARAG	1000 mts / sshex	23	24	24	23	24	Up
WEST UK	1000 mts / sshex	32,50	32,75	31	29	31	Up

BLACK DEEP SEA DRY CARGO FREIGHT MARKET REPORT / WEEK 7







Freight rates in USD pmt FIOST for 40000/50000 mts of dwt/bulk cgo, sf 47' from Novorossiysk port							
Destinations	BSS L/D RATES	3 week	4 week	5 week	6 week	7 week	TREND
BSEA	10000 mts / sshex	17	17	18	19	19,25	UP
EMED range	10000 mts / sshex	23	23,50	24	24,75	25	UP
WMED range	10000 mts / sshex	26,50	27	26	26,50	26,75	UP
CASABLANCA	10000 mts / sshex	30	30	30,25	30,75	31	UP
INDIA	10000 mts / sshex	49	48	49	50	50	UP
N. CHINA	10000 mts / sshex	51,50	52	52	53	53	UP

NORTH AND WESTERN EUROPE VLSFO BUNKER PRICES IN USD / MT				
BUNKER AREA	5 week	6 week	7 week	TREND
ARAG	432,50	458	482	UP
GIBRALTAR	452,50	479	494	UP
ISTANBUL	461,50	492	517,50	UP

BALTIC EXCHANGE DRY INDEX				
5 week	6 week	7 week	TREND	
1380	1306	1495	UP	

BALTIC DRY CARGO DEEP SEA FREIGHT MARKET REPORT / WEEK 7
BALTIC DEEP SEA FREIGHT MARKET REPORT

Freight rates in USD pmt FIOST for 30000/40000 mts of dwt/bulk cgo, from Ust-Luga port							
Destinations	BSS L/D RATES	3 week	4 week	5 week	6 week	7 week	TREND
ARAG	6000 mts / sshex	21	22	21	23	24	UP
NORTH SPAIN	6000 mts / sshex	22,50	24	24,50	25,50	26	UP
CASABLANCA	6000 mts / sshex	23,50	25,50	26	27,25	28	UP
WMED range	6000 mts / sshex	28	30	31	33	33,50	UP
EMED range	6000 mts / sshex	29,75	31,75	32	35	36	UP
BLACK SEA	6000 mts / sshex	32	34	34,50	37	39	UP






 @sealinesltd
 
 sealines.ltd

For more information please visit our website www.sealines.su

This report is performed to the best of our knowledge based on the market conditions prevailing at the time mentioned. The report relates solely to the date/place referred to and we emphasize that it is a statement of information collected from various market sources. All particulars above are from information given to us and such information as we have been able to obtain from relevant references in our possession but we can accept no responsibility and we bear no liability for any loss or damage incurred to any persons acting upon this report.