

**DRY CARGO SHORT SEA FREIGHT MARKET REPORT / WEEK 8
 AZOV SEA**

Freight rates in USD pmt FIOST for 3000/5000 mts of wheat, sf 47' from Azov port							
Destinations	BSS L/D RATES	4 week	5 week	6 week	7 week	8 week	TREND
Georgia	1000 mts / sshex	38	40	31	33	28	UP
TBS	1000 mts / sshex	38	40	31	33	28	UP
Marmara	1000 mts / sshex	40	42	33	35	30	UP
Izmir	1000 mts / sshex	43	45	36	38	33	UP
EC Greece	1000 mts / sshex	44	46	37	39	34	UP
WC Greece	1000 mts / sshex	48	50	41	43	38	UP
Mersin	1000 mts / sshex	51	53	44	46	40	UP
Famagusta	1000 mts / sshex	52	54	45	47	41	UP
Lebanon	1000 mts / sshex	55	57	46	48	42	UP
Israel	1000 mts / sshex	58	60	47	48	42	UP
Egypt	1000 mts / fhex	56	58	47	48	43	UP
Durres	1000 mts / sshex	51	53	42	50	40	UP
EC Italy	1000 mts / sshex	54	55	48	51	43	UP
WC Italy	1000 mts / sshex	55	56	50	53	45	UP
Sardegna	1000 mts / sshex	56	57	51	54	46	UP

Notes: Rostov AB - 1 \$ more; BB - same price; Yeisk/Taganrog - 1 \$ less; Temruk - 3 \$ less

**DRY CARGO SHORT SEA FREIGHT MARKET REPORT / WEEK 8
 CASPIAN SEA**

Freight rates in USD pmt FIOST for 3000/5000 mts of corn, 49' to N.I.P.							
From	BSS L/D RATES	4 week	5 week	6 week	7 week	8 week	TREND
Aktau	1000 mts / sshex	19	20	20	23	22	UP
Makhachkala	1000 mts / sshex	21	21	21	25	24	UP
Astrakhan	1000 mts / sshex	23	23	23	27	26	UP

For more information please visit our website www.sealines.su






 @sealinesltd  sealines.ltd

This report is performed to the best of our knowledge based on the market conditions prevailing at the time mentioned. The report relates solely to the date/place referred to and we emphasize that it is a statement of information collected from various market sources. All particulars above are from information given to us and such information as we have been able to obtain from relevant references in our possession but we can accept no responsibility and we bear no liability for any loss or damage incurred to any persons acting upon this report.



DRY CARGO SHORT SEA FREIGHT MARKET REPORT / WEEK 8 BALTIC SEA

Freight rates in EUR pmt FIOST for 3000/5000 mts of dwt/bulk cgo, from Ust-Luga port

Destinations	BSS L/D RATES	4 week	5 week	6 week	7 week	8 week	TREND
Riga	1000 mts / sshex	18,50	18	19	19,50	19,75	Up
Gdansk	1000 mts / sshex	20	19,25	20	21	21,25	Up
Szczecin	1000 mts / sshex	24	23,50	24,25	25	25	Up
Flensburg	1000 mts / sshex	26,50	26	27	27,25	27,50	Up
Hamburg	1000 mts / sshex	28,75	28,50	29	29,25	30	Up
ARAG	1000 mts / sshex	31	30,50	31,50	32	32	Up
EAST UK	1000 mts / sshex	41	40	41	41,25	41	Up
WEST UK	1000 mts / sshex	42	41	42	42,25	42	Up
Dublin	1000 mts / sshex	42,50	41,50	43	43,50	43,50	Up

Freight rates in EUR pmt FIOST for 3000/5000 mts of dwt/bulk cgo, from KLAIPEDA port

Destinations	BSS L/D RATES	4 week	5 week	6 week	7 week	8 week	TREND
Flensburg	1000 mts / sshex	22	22	21	21,75	22	Up
ARAG	1000 mts / sshex	24	24	23	24	25	Up
WEST UK	1000 mts / sshex	32,75	31	29	31	31,5	Up

BLACK DEEP SEA DRY CARGO FREIGHT MARKET REPORT / WEEK 8







Freight rates in USD pmt FIOST for 40000/50000 mts of dwt/bulk cgo, sf 47' from Novorossiysk port							
Destinations	BSS L/D RATES	4 week	5 week	6 week	7 week	8 week	TREND
BSEA	10000 mts / sshex	17	18	19	19,25	20	UP
EMED range	10000 mts / sshex	23,50	24	24,75	25	25,50	UP
WMED range	10000 mts / sshex	27	26	26,50	26,75	26,75	UP
CASABLANCA	10000 mts / sshex	30	30,25	30,75	31	31,25	UP
INDIA	10000 mts / sshex	48	49	50	50	51	UP
N. CHINA	10000 mts / sshex	52	52	53	53	53	STABLE

NORTH AND WESTERN EUROPE VLSFO BUNKER PRICES IN USD / MT				
BUNKER AREA	6 week	7 week	8 week	TREND
ARAG	458	482	482	UP
GIBRALTAR	479	494	497	UP
ISTANBUL	492	517,50	520	UP

BALTIC EXCHANGE DRY INDEX				
6 week	7 week	8 week	TREND	
1306	1495	1727	UP	

BALTIC DRY CARGO DEEP SEA FREIGHT MARKET REPORT / WEEK 8
BALTIC DEEP SEA FREIGHT MARKET REPORT

Freight rates in USD pmt FIOST for 30000/40000 mts of dwt/bulk cgo, from Ust-Luga port							
Destinations	BSS L/D RATES	4 week	5 week	6 week	7 week	8 week	TREND
ARAG	6000 mts / sshex	22	21	23	24	24,25	UP
NORTH SPAIN	6000 mts / sshex	24	24,50	25,50	26	26	UP
CASABLANCA	6000 mts / sshex	25,50	26	27,25	28	28,25	UP
WMED range	6000 mts / sshex	30	31	33	33,50	33	STABLE
EMED range	6000 mts / sshex	31,75	32	35	36	37	UP
BLACK SEA	6000 mts / sshex	34	34,50	37	39	40	UP






 @sealinesltd
 
 sealines.ltd

For more information please visit our website www.sealines.su

This report is performed to the best of our knowledge based on the market conditions prevailing at the time mentioned. The report relates solely to the date/place referred to and we emphasize that it is a statement of information collected from various market sources. All particulars above are from information given to us and such information as we have been able to obtain from relevant references in our possession but we can accept no responsibility and we bear no liability for any loss or damage incurred to any persons acting upon this report.