

**DRY CARGO SHORT SEA FREIGHT MARKET REPORT / WEEK 10
 AZOV SEA**

Freight rates in USD pmt FIOST for 3000/5000 mts of wheat, sf 47' from Azov port							
Destinations	BSS L/D RATES	6 week	7 week	8 week	9 week	10 week	TREND
Georgia	1000 mts / sshex	31	33	28	24	23	Down
TBS	1000 mts / sshex	31	33	28	24	23	Down
Marmara	1000 mts / sshex	33	35	30	26	25	Down
Izmir	1000 mts / sshex	36	38	33	29	28	Down
EC Greece	1000 mts / sshex	37	39	34	30	29	Down
WC Greece	1000 mts / sshex	41	43	38	36	33	Down
Mersin	1000 mts / sshex	44	46	40	38	35	Down
Famagusta	1000 mts / sshex	45	47	41	39	36	Down
Lebanon	1000 mts / sshex	46	48	42	39	38	Down
Israel	1000 mts / sshex	47	48	42	40	40	Stable
Egypt	1000 mts / fhex	47	48	43	41	41	Stable
Durres	1000 mts / sshex	42	50	40	39	36	Down
EC Italy	1000 mts / sshex	48	51	43	42	44	Up
WC Italy	1000 mts / sshex	50	53	45	44	46	Up
Sardegna	1000 mts / sshex	51	54	46	45	47	Up

Notes: Rostov AB - 1 \$ more; BB - same price; Yeisk/Taganrog - 1 \$ less; Temruk - 3 \$ less

**DRY CARGO SHORT SEA FREIGHT MARKET REPORT / WEEK 10
 CASPIAN SEA**

Freight rates in USD pmt FIOST for 3000/5000 mts of corn, 49' to N.I.P.							
From	BSS L/D RATES	6 week	7 week	8 week	9 week	10 week	TREND
Aktau	1000 mts / sshex	20	23	22	28	23	Down
Makhachkala	1000 mts / sshex	21	25	24	36	32	Down
Astrakhan	1000 mts / sshex	23	27	26	38	34	Down

For more information please visit our website www.sealines.su






 @sealinesltd  sealines.ltd

This report is performed to the best of our knowledge based on the market conditions prevailing at the time mentioned. The report relates solely to the date/place referred to and we emphasize that it is a statement of information collected from various market sources. All particulars above are from information given to us and such information as we have been able to obtain from relevant references in our possession but we can accept no responsibility and we bear no liability for any loss or damage incurred to any persons acting upon this report.

DRY CARGO SHORT SEA FREIGHT MARKET REPORT / WEEK 10 BALTIC SEA

Freight rates in EUR pmt FIOST for 3000/5000 mts of dwt/bulk cgo, from Ust-Luga port







Destinations	BSS L/D RATES	6 week	7 week	8 week	9 week	10 week	TREND
Riga	1000 mts / sshex	19	19,50	19,75	20	19	Down
Gdansk	1000 mts / sshex	20	21	21,25	21,75	21	Down
Szczecin	1000 mts / sshex	24,25	25	25	26	25,50	Down
Flensburg	1000 mts / sshex	27	27,25	27,50	28	28	Stable
Hamburg	1000 mts / sshex	29	29,25	30	30,25	30	Down
ARAG	1000 mts / sshex	31,50	32	32	32,25	32	Down
EAST UK	1000 mts / sshex	41	41,25	41	41	41	Stable
WEST UK	1000 mts / sshex	42	42,25	42	42	42	Stable
Dublin	1000 mts / sshex	43	43,50	43,50	43,75	43	Down

Freight rates in EUR pmt FIOST for 3000/5000 mts of dwt/bulk cgo, from KLAIPEDA port

Destinations	BSS L/D RATES	6 week	7 week	8 week	9 week	10 week	TREND
Flensburg	1000 mts / sshex	21	21,75	22	22	21,50	Down
ARAG	1000 mts / sshex	23	24	25	25	25	Stable
WEST UK	1000 mts / sshex	29	31	31,50	31	32	Up

BALTIC DRY CARGO DEEP SEA FREIGHT MARKET REPORT / WEEK 10
BALTIC DEEP SEA FREIGHT MARKET REPORT

Freight rates in USD pmt FIOST for 30000/40000 mts of dwt/bulk cgo, from Ust-Luga port							
Destinations	BSS L/D RATES	6 week	7 week	8 week	9 week	10 week	TREND
ARAG	6000 mts / sshex	23	24	24,50	24	25	UP
NORTH SPAIN	6000 mts / sshex	25,50	26	26	25,75	26,25	UP
CASABLANCA	6000 mts / sshex	27,25	28	28,25	28	28	STABLE
WMED range	6000 mts / sshex	33	33,50	33	33	33,75	UP
EMED range	6000 mts / sshex	35	36	37	37	38	UP
BLACK SEA	6000 mts / sshex	37	39	40	39,50	41	UP






 @sealinesltd
 
 sealines.ltd

For more information please visit our website www.sealines.su

This report is performed to the best of our knowledge based on the market conditions prevailing at the time mentioned. The report relates solely to the date/place referred to and we emphasize that it is a statement of information collected from various market sources. All particulars above are from information given to us and such information as we have been able to obtain from relevant references in our possession but we can accept no responsibility and we bear no liability for any loss or damage incurred to any persons acting upon this report.

BLACK DEEP SEA DRY CARGO FREIGHT MARKET REPORT / WEEK 10

Freight rates in USD pmt FIOST for 40000/50000 mts of dwt/bulk cgo, sf 47' from Novorossiysk port							
Destinations	BSS L/D RATES	6 week	7 week	8 week	9 week	10 week	TREND
BSEA	10000 mts / sshex	19	19,25	20	19,75	17,75	DOWN
EMED range	10000 mts / sshex	24,75	25	25,50	25	23,25	DOWN
WMED range	10000 mts / sshex	26,50	26,75	26,75	26,50	25	DOWN
CASABLANCA	10000 mts / sshex	30,75	31	31,25	32	31	DOWN
INDIA	10000 mts / sshex	50	50	51	50,75	49	DOWN
N. CHINA	10000 mts / sshex	52	53	53	53	52,50	DOWN

NORTH AND WESTERN EUROPE VLSFO BUNKER PRICES IN USD / MT				
BUNKER AREA	8 week	9 week	10 week	TREND
ARAG	482	471	502	UP
GIBRALTAR	497	495	524,50	UP
ISTANBUL	520	515	525	UP

BALTIC EXCHANGE DRY INDEX				
8 week	9 week	10 week	TREND	
1727	1673	1902	UP	