

DRY CARGO SHORT SEA FREIGHT MARKET REPORT / WEEK 13
AZOV SEA



Freight rates in USD pmt FIOST for 3000/5000 mts of wheat, sf 47' from Azov port							
Destinations	BSS L/D RATES	9 week	10 week	11 week	12 week	13 week	TREND
Georgia	1000 mts / sshex	24	23	18	17	16	Down
TBS	1000 mts / sshex	24	23	18	17	16	Down
Marmara	1000 mts / sshex	26	25	20	19	18	Down
Izmir	1000 mts / sshex	29	28	23	22	21	Down
EC Greece	1000 mts / sshex	30	29	25	23	22	Down
WC Greece	1000 mts / sshex	36	33	27	29	26	Down
Mersin	1000 mts / sshex	38	35	32	33	30	Down
Famagusta	1000 mts / sshex	39	36	33	34	31	Down
Lebanon	1000 mts / sshex	39	38	34	34	34	Stable
Israel	1000 mts / sshex	40	40	34	35	35	Stable
Egypt	1000 mts / fhex	41	41	36	36	36	Stable
Durres	1000 mts / sshex	39	36	31	34	30	Down
EC Italy	1000 mts / sshex	42	44	40	36	33	Down
WC Italy	1000 mts / sshex	44	46	42	38	35	Down
Sardegna	1000 mts / sshex	45	47	43	39	36	Down




Notes: Rostov AB - 1 \$ more; BB - same price; Yeisk/Taganrog - 1 \$ less; Temruk - 3 \$ less

DRY CARGO SHORT SEA FREIGHT MARKET REPORT / WEEK 13
CASPIAN SEA

Freight rates in USD pmt FIOST for 3000/5000 mts of corn, 49' to N.I.P.							
From	BSS L/D RATES	9 week	10 week	11 week	12 week	13 week	TREND
Aktau	1000 mts / sshex	28	23	22	20	17	Down
Makhachkala	1000 mts / sshex	36	32	27	22	20	Down
Astrakhan	1000 mts / sshex	38	34	29	24	22	Down

For more information please visit our website www.sealines.su



 @sealinesltd  sealines.ltd

This report is performed to the best of our knowledge based on the market conditions prevailing at the time mentioned. The report relates solely to the date/place referred to and we emphasize that it is a statement of information collected from various market sources. All particulars above are from information given to us and such information as we have been able to obtain from relevant references in our possession but we can accept no responsibility and we bear no liability for any loss or damage incurred to any persons acting upon this report.

DRY CARGO SHORT SEA FREIGHT MARKET REPORT / WEEK 13 BALTIC SEA

Freight rates in EUR pmt FIOST for 3000/5000 mts of dwt/bulk cgo, from Ust-Luga port







Destinations	BSS L/D RATES	9 week	10 week	11 week	12 week	13 week	TREND
Riga	1000 mts / sshex	20	19	18,75	17	16,50	Down
Gdansk	1000 mts / sshex	21,75	21	21	19	18,25	Down
Szczecin	1000 mts / sshex	26	25,50	24	21	20,50	Down
Flensburg	1000 mts / sshex	28	28	27,50	25	24,75	Down
Hamburg	1000 mts / sshex	30,25	30	29	28	27,50	Down
ARAG	1000 mts / sshex	32,25	32	31,50	31	30,50	Down
EAST UK	1000 mts / sshex	41	41	40	38	38	Down
WEST UK	1000 mts / sshex	42	42	41	40	39	Down
Dublin	1000 mts / sshex	43,75	43	42	41	40,25	Down

Freight rates in EUR pmt FIOST for 3000/5000 mts of dwt/bulk cgo, from KLAIPEDA port

Destinations	BSS L/D RATES	9 week	10 week	11 week	12 week	13 week	TREND
Flensburg	1000 mts / sshex	22	21,50	20	19,50	19	Down
ARAG	1000 mts / sshex	25	25	24	23,50	22,75	Down
WEST UK	1000 mts / sshex	31	32	30	30,25	29,50	Down

BALTIC DRY CARGO DEEP SEA FREIGHT MARKET REPORT / WEEK 13
BALTIC DEEP SEA FREIGHT MARKET REPORT

Freight rates in USD pmt FIOST for 30000/40000 mts of dwt/bulk cgo, from Ust-Luga port							
Destinations	BSS L/D RATES	9 week	10 week	11 week	12 week	13 week	TREND
ARAG	6000 mts / sshex	24	25	23	22	21	DOWN
NORTH SPAIN	6000 mts / sshex	25,75	26,75	24,75	24	23,50	DOWN
CASABLANCA	6000 mts / sshex	28	28	28,50	28	27	DOWN
WMED range	6000 mts / sshex	33	33,75	32,50	32	31,25	DOWN
EMED range	6000 mts / sshex	37	38	38,50	38,50	37,75	DOWN
BLACK SEA	6000 mts / sshex	39,50	41	42	41	40	DOWN






 @sealinesltd
 
 sealines.ltd

For more information please visit our website www.sealines.su

This report is performed to the best of our knowledge based on the market conditions prevailing at the time mentioned. The report relates solely to the date/place referred to and we emphasize that it is a statement of information collected from various market sources. All particulars above are from information given to us and such information as we have been able to obtain from relevant references in our possession but we can accept no responsibility and we bear no liability for any loss or damage incurred to any persons acting upon this report.

BLACK DEEP SEA DRY CARGO FREIGHT MARKET REPORT / WEEK 13

Freight rates in USD pmt FIOST for 40000/50000 mts of dwt/bulk cgo, sf 47' from Novorossiysk port							
Destinations	BSS L/D RATES	9 week	10 week	11 week	12 week	13 week	TREND
BSEA	10000 mts / sshex	19,75	17,75	16	15,50	15	DOWN
EMED range	10000 mts / sshex	25	23,25	22,50	22	21	DOWN
WMED range	10000 mts / sshex	26,50	25	24,50	24,25	24	DOWN
CASABLANCA	10000 mts / sshex	32	31	31	32,25	31	DOWN
INDIA	10000 mts / sshex	50,75	49	49,50	49,75	49	DOWN
N. CHINA	10000 mts / sshex	53	52,50	52	51,50	51	DOWN

NORTH AND WESTERN EUROPE VLSFO BUNKER PRICES IN USD / MT				
BUNKER AREA	11 week	12 week	13 week	TREND
ARAG	495,50	463	464,50	STABLE
GIBRALTAR	521,50	489,50	482,50	DOWN
ISTANBUL	534,50	505,50	496	DOWN

BALTIC EXCHANGE DRY INDEX				
11 week	12 week	13 week	TREND	
2017	2271	2103	DOWN	