



**DRY CARGO SHORT SEA FREIGHT MARKET REPORT / WEEK 48
AZOV SEA**




Freight rates in USD pmt FIOST for 3000/5000 mts of wheat, sf 47' from Azov port							
Destinations	BSS L/D RATES	44 week	45 week	46 week	47 week	48 week	TREND
Georgia	1000 mts / sshex	30	28	26	26	26	Stable
TBS	1000 mts / sshex	30	28	26	26	26	Stable
Marmara	1000 mts / sshex	32	30	28	28	28	Stable
Izmir	1000 mts / sshex	35	33	31	31	31	Stable
EC Greece	1000 mts / sshex	39	36	34	34	34	Stable
WC Greece	1000 mts / sshex	42	40	38	38	38	Stable
Mersin	1000 mts / sshex	52	49	47	47	46	Down
Famagusta	1000 mts / sshex	53	51	49	49	47	Down
Lebanon	1000 mts / sshex	60	58	56	56	52	Down
Egypt	1000 mts / fhex	55	52	50	50	48	Down
Durres	1000 mts / sshex	52	50	48	48	46	Down
EC Italy	1000 mts / sshex	72	70	67	67	64	Down
WC Italy	1000 mts / sshex	74	72	69	69	66	Down
Sardegna	1000 mts / sshex	75	73	70	70	67	Down

Notes: Rostov AB - 1 \$ more; BB - same price; Yeisk/Taganrog - 2 \$ less; Temruk - 3 \$ less

**DRY CARGO SHORT SEA FREIGHT MARKET REPORT / WEEK 48
CASPIAN SEA**

Freight rates in USD pmt FIOST for 3000/5000 mts of corn, 49' to N.I.P.							
From	BSS L/D RATES	44 week	45 week	46 week	47 week	48 week	TREND
Aktau	1000 mts / sshex	29	33	33	33	31	Down
Makhachkala	1000 mts / sshex	33	37	37	37	36	Down
Astrakhan	1000 mts / sshex	37	41	41	41	39	Down

For more information please visit our website www.sealines.su

     @sealinesltd  sealines.ltd

This report is performed to the best of our knowledge based on the market conditions prevailing at the time mentioned. The report relates solely to the date/place referred to and we emphasize that it is a statement of information collected from various market sources. All particulars above are from information given to us and such information as we have been able to obtain from relevant references in our possession but we can accept no responsibility and we bear no liability for any loss or damage incurred to any persons acting upon this report.